
N232FJ
THE
adlog™
AIRCRAFT
MAINTENANCE
RECORDKEEPING
SYSTEM
AVIONICS
MAINTENANCE
RECORDS

THE adlog T.M. AIRCRAFT MAINTENANCE RECORDKEEPING SYSTEM

AVIONICS MAINTENANCE RECORDS

(including transponder biennial checks)

Log No. _____

Aircraft Registration No. 232FJ

Aircraft Manufacturer _____

Model _____

Serial No. _____

EQUIPMENT LISTING

List all installed avionics, autopilot and flight director equipment.

	Mfg.	Model	Serial No.
1.			
2.			
3.			
4.			
5.			
6.			
7.			
8.			
9.			
10.			
11.			
12.			
13.			
14.			
15.			
16.			
17.			
18.			
19.			
20.			

AEROTECH PUBLICATIONS INC.
www.adlog.com
PO BOX 1359 / SOUTHOLD, NY 11971-0965
(631) 765-9375
1-800-235-6444
FAX: (631) 765-9359

© 1979 AeroTech Publications Inc.

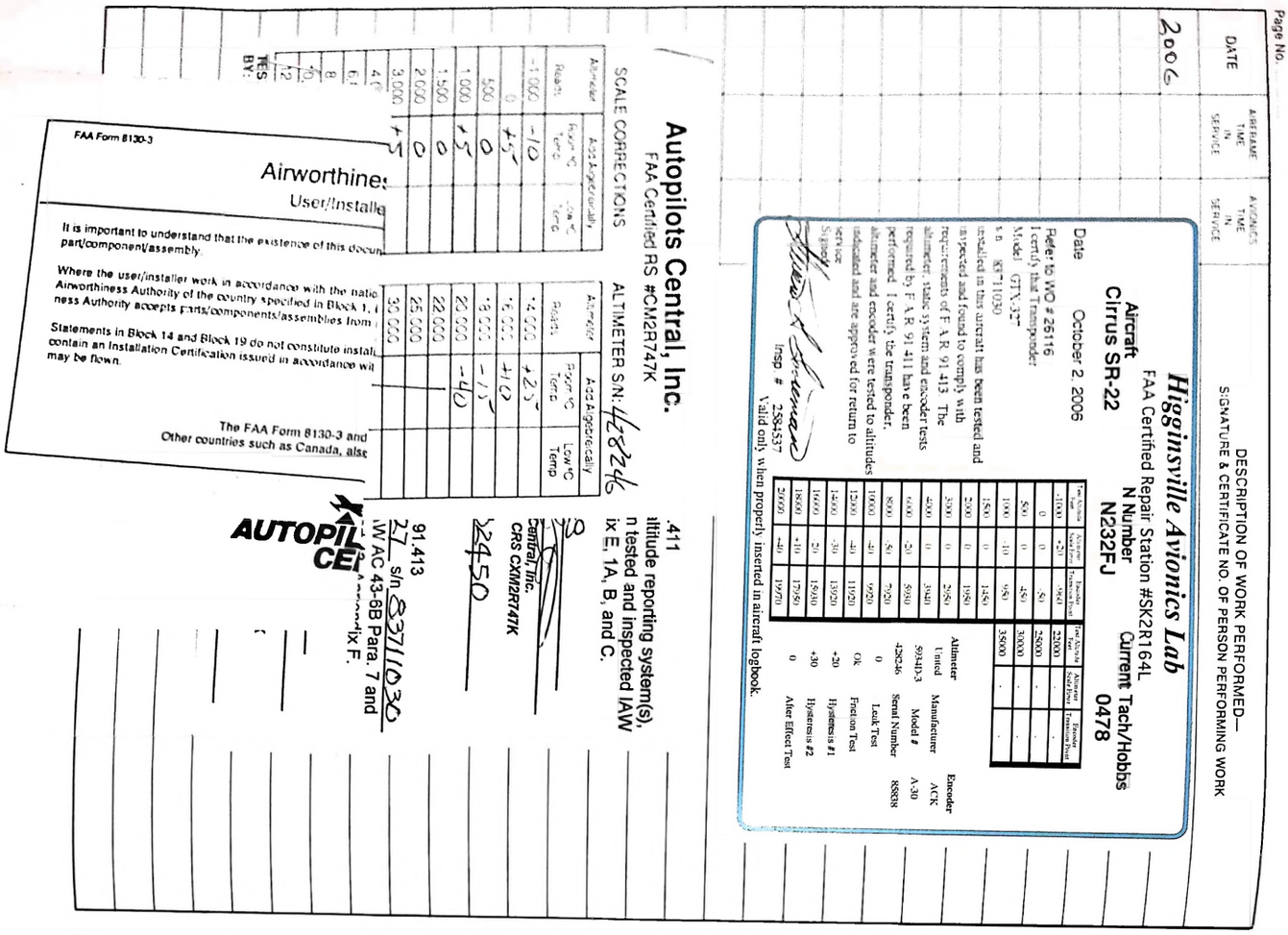

1. Approving National Aviation Authority/Country:	2. AUTHORIZED RELEASE CERTIFICATE FAA Form 8130–3, AIRWORTHINESS APPROVAL TAG	3. Form Tracking Number:
FAA		AV-10895-1
4. Organization Name and Address: JEFFERSON CITY FLYING SERVICE		5. Work Order/Contract/Invoice Number: AV-10895

6. Item:	7. Description:	8. Part Number:	9. Eligibility: *	10. Quantity:	11. Serial/Batch Number:	12. Status/Work:
1	SANDEL SN3308	SN3308-00-BL	N/A	1	4347	REPAIRED

13. Remarks: See WO # AV-10895 for a description of the actual work performed.
Unit was repaired In accordance with the Sandel SN3308 Component Maintenance Manual document # 82001-0133 rev. A dated July 15, 2009.

14. Certifies the items identified above were manufactured in conformity to:		19. ☒ 14 CFR 43.9 Return to Service ☐ Other regulation specified in Block 13 Certifies that unless otherwise specified in Block 13, the work identified in Block 12 and described in Block 13 was accomplished in accordance with Title 14, Code of Federal Regulations, part 43 and in respect to that work, the items are approved for return to service.	
☐ Approved design data and are in a condition for safe operation. ☐ Non-approved design data specified in Block 13.			
15. Authorized Signature:	16. Approval/Authorization No.:	20. Authorized Signature: KEITH J. BONE	21. Approval/Certificate No.: J4YR693J
17. Name (Typed or Printed):	18. Date (m/d/y):	22. Name (Typed or Printed): KEITH J. BONE	23. Date (m/d/y): DEC 6, 2011

User/Installer Responsibilities

It is important to understand that the existence of this document alone does not automatically constitute authority to install the part/component/assembly.

Where the user/installer performs work in accordance with the national regulations of an airworthiness authority different than the airworthiness authority of the country specified in Block 1, it is essential that the user/installer ensures that his/her airworthiness authority accepts parts/components/assemblies from the airworthiness authority of the country specified in Block 1.

Statements in Blocks 14 and 19 do not constitute installation certification. In all cases, aircraft maintenance records must contain an installation certification issued in accordance with the national regulations by the user/installer before the aircraft may be flown.

FAA Form 8130–3 (6–01) *Installer must cross-check eligibility with applicable technical data. NSN 0052-00-012-9005

Page No.

DATE	AIRFRAME TIME IN SERVICE	AVIONICS TIME IN SERVICE
2006		

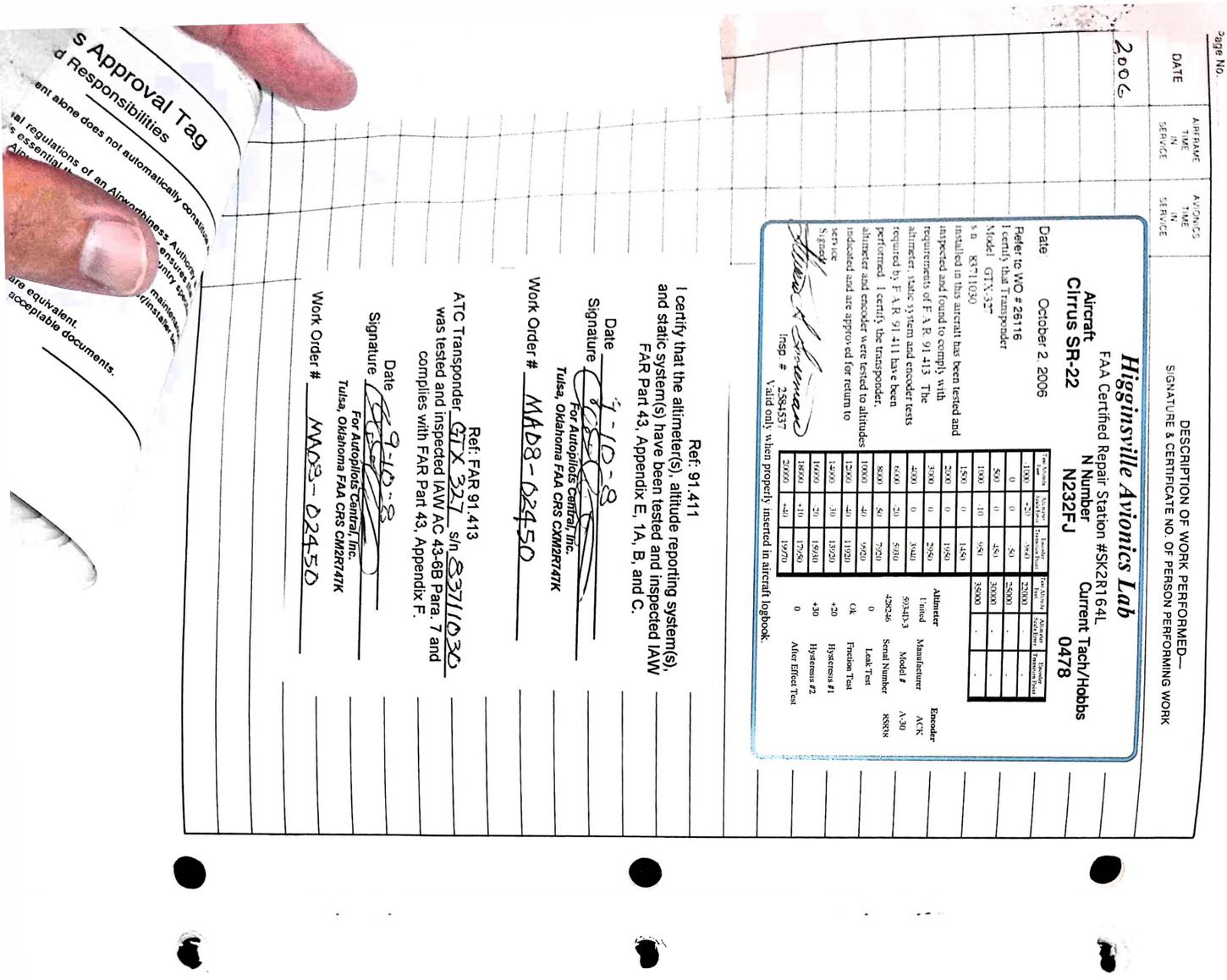

DESCRIPTION OF WORK PERFORMED—
SIGNATURE & CERTIFICATE NO. OF PERSON PERFORMING WORK

Higginsville Avionics Lab

FAA Certified Repair Station #SK2R164L

Aircraft Cirrus SR-22 N Number N232FJ Current Tach/Hobbs 0478

Date: October 2, 2006

Refer to WO # 26116
I certify that Transponder
Model GTX-327
s/n 83711030
installed in this aircraft has been tested and inspected and found to comply with requirements of F.A.R. 91.413. The altimeter, static system and encoder tests required by F.A.R. 91.411 have been performed. I certify the transponder, altimeter and encoder were tested to altitudes indicated and are approved for return to service.

Signed: [signature]
Insp. # 2584537
Valid only when properly inserted in aircraft logbook.

Test Altitude Feet	Altimeter Scale Error	Encoder Transition Test	Test Altitude Feet	Altimeter Scale Error	Encoder Transition Test
-1000	+20	-9960	22000	-	-
0	0	-50	25000	-	-
500	0	450	30000	-	-
1000	-10	950	35000	-	-
1500	0	1450			
2000	0	1950			
3000	0	2950			
4000	0	3940			
6000	-20	5930			
8000	-50	7920			
10000	-40	9920			
12000	-40	11920			
14000	-30	13920			
16000	-20	15930			
18000	+10	17950			
20000	+40	19970			

Altimeter		Encoder
United	Manufacturer	ACK
5934D-3	Model #	A-30
428246	Serial Number	85838
0	Leak Test	
Ok	Friction Test	
+20	Hysteresis #1	
+30	Hysteresis #2	
0	After Effect Test	

Ref: 91.411
I certify that the altimeter(s), altitude reporting system(s), and static system(s) have been tested and inspected IAW FAR Part 43, Appendix E, 1A, B, and C.

Date 9-10-8
Signature [signature]
For Autopilots Central, Inc.
Tulsa, Oklahoma FAA CRS CXM2R747K

Work Order # MA08-02450

Ref: FAR 91.413
ATC Transponder GTX 327 s/n 83711030 was tested and inspected IAW AC 43-6B Para. 7 and complies with FAR Part 43, Appendix F.

Date 9-10-8
Signature [signature]
For Autopilots Central, Inc.
Tulsa, Oklahoma FAA CRS CM2R747K

Work Order # MA08-02450

s Approval Tag
d Responsibilities
ent alone does not automatically constitute
al regulations of an Airworthiness Authority
s essential th... ensures th...
Air... country spec...
maintenance
r/installer
are equivalent.
acceptable documents.

1. Approving National Aviation Authority/Country: FAA	2. AUTHORIZED RELEASE CERTIFICATE FAA Form 8130–3, AIRWORTHINESS APPROVAL TAG	3. Form Tracking Number: AV-10895-1
4. Organization Name and Address: JEFFERSON CITY FLYING SERVICE		5. Work Order/Contract/Invoice Number: AV-10895

6. Item:	7. Description:	8. Part Number:	9. Eligibility: *	10. Quantity:	11. Serial/Batch Number:	12. Status/Work:
1	SANDEL SN3308	SN3308-00-BL	N/A	1	4347	REPAIRED

13. Remarks: See WO # AV-10895 for a description of the actual work performed.
Unit was repaired In accordance with the Sandel SN3308 Component Maintenance Manual document # 82001-0133 rev. A dated July 15, 2009.

14. Certifies the items identified above were manufactured in conformity to:
- ☐ Approved design data and are in a condition for safe operation.
- ☐ Non-approved design data specified in Block 13.

19. ☒ 14 CFR 43.9 Return to Service ☐ Other regulation specified in Block 13
Certifies that unless otherwise specified in Block 13, the work identified in Block 12 and described in Block 13 was accomplished in accordance with Title 14, Code of Federal Regulations, part 43 and in respect to that work, the items are approved for return to service.

15. Authorized Signature:	16. Approval/Authorization No.:	20. Authorized Signature: KEITH J. BONE	21. Approval/Certificate No.: J4YR693J
17. Name (Typed or Printed):	18. Date (m/d/y):	22. Name (Typed or Printed): KEITH J. BONE	23. Date (m/d/y): DEC 6, 2011

User/Installer Responsibilities

It is important to understand that the existence of this document alone does not automatically constitute authority to install the part/component/assembly.

Where the user/installer performs work in accordance with the national regulations of an airworthiness authority different than the airworthiness authority of the country specified in Block 1, it is essential that the user/installer ensures that his/her airworthiness authority accepts parts/components/assemblies from the airworthiness authority of the country specified in Block 1.

Statements in Blocks 14 and 19 do not constitute installation certification. In all cases, aircraft maintenance records must contain an installation certification issued in accordance with the national regulations by the user/installer before the aircraft may be flown.

FAA Form 8130–3 (6–01) *Installer must cross-check eligibility with applicable technical data NSN: 0052-00-012-9005

Page No.

DATE	AIRFRAME TIME IN SERVICE	AVIONICS TIME IN SERVICE	DESCRIPTION OF WORK PERFORMED— SIGNATURE & CERTIFICATE NO. OF PERSON PERFORMING WORK
2006			

Higginsville Avionics Lab

FAA Certified Repair Station #SK2R164L

Aircraft	N Number	Current Tach/Hobbs
Cirrus SR-22	N232FJ	0478

Date: October 2, 2006

Refer to WO # 26116
I certify that Transponder
Model GTX-327
s n 83711030
installed in this aircraft has been tested and inspected and found to comply with requirements of F A R 91 413 The altimeter, static system and encoder tests required by F A R 91 411 have been performed I certify the transponder, altimeter and encoder were tested to altitudes indicated and are approved for return to service

Signed: Steven A Freeman
Insp # 2584537

Valid only when properly inserted in aircraft logbook.

Test Altitude Feet	Altimeter Scale Error	Encoder Transmit Pulse
-1000	+20	-960
0	0	-50
500	0	450
1000	-10	950
1500	0	1450
2000	0	1950
3000	0	2950
4000	0	3940
6000	-20	5930
8000	-50	7920
10000	-40	9920
12000	-40	11920
14000	-30	13920
16000	20	15930
18000	+10	17950
20000	+40	19970
22000	-	-
25000	-	-
30000	-	-
35000	-	-

Altimeter		Encoder
United	Manufacturer	ACK
5934D-3	Model #	A-30
428246	Serial Number	85838
0	Leak Test	
Ok	Friction Test	
+20	Hysteresis #1	
+30	Hysteresis #2	
0	After Effect Test	

Autopilots Central, Inc.

FAA Certified RS #CM2R747K

SCALE CORRECTIONS

Altimeter Reads:	Add Algebraically Room °C Temp	Low °C Temp
-1,000	-10	
0	+5	
500	0	
1,000	+5	
1,500	0	
2,000	0	
3,000	+5	
4,0		
6,(		
8,		
10,		
12		

TES
BY:

ALTIMETER S/N: 428246

Altimeter Reads	Add Algebraically Room °C Temp	Low °C Temp
4,000	+25	
6,000	+10	
8,000	-15	
20,000	-40	
22,000		
25,000		
30,000		

.411
ıltitude reporting system(s),
n tested and inspected IAW
ix E, 1A, B, and C.

Central, Inc.
CRS CXM2R747K

2450

91.413
27 s/n 83711030
.W AC 43-6B Para. 7 and
ix F.

AUTOPILOTS CENTRAL

FAA Form 8130-3

Airworthiness

User/Installe

It is important to understand that the existence of this docum part/component/assembly.

Where the user/installer work in accordance with the natio Airworthiness Authority of the country specified in Block 1, i ness Authority accepts parts/components/assemblies from

Statements in Block 14 and Block 19 do not constitute install contain an installation Certification issued in accordance wi may be flown.

The FAA Form 8130-3 and Other countries such as Canada, disc

Page No.

DATE	AIRFRAME TIME IN SERVICE

G WORK

rting
ted and
E.

1030
ith

der tests,
ply with 14 CFR

racking Number:

Autopilots Central, Inc.

Hangar 23, Tulsa International Airport - Tulsa, OK 74115
P O Box 582108 - Tulsa, OK 74158
(918)836-6418 - Fax (918)832-0136
FAA CRS CM2R747K

Logbook Entry

Sold To: Lakeshore Flex
5525 West Highway 54
Osage Beach, MO 65065

Work Order: AV10-03354 Opened: 10/26/2010
Acct Number (573)348-3636 Closed: 10/26/2010

Aircraft Number: N232FJ Type:CIRRUS SR22 S/N:

Total Time	Hobbs Time	Tach Time	LG Cycles:
1,153.5	1,153.5	1,153.5	

Eng#	Type	S/N	Time	Cycles	Prop Type	Prop S/N	Prop Time
1	IO550N(TB)	666652	171.2		PHC-J3YF-1RF	FP19258	171.2

Discrepancy: 1
Problem:
IFR CERTS
Action Taken:
Removed altimeter, transponder and encoder for IFR certifications.

Discrepancy: 2
Problem:
Certify standard altimeter
Action Taken:
5934D-3 United Altimeter S/N 428246
Tested and certified in accordance with FAR 43, Appendix E, Paragraph (b) to 20,000 feet

Discrepancy: 3
Problem:
Certify digitizer
Action Taken:
SBS190 Digitizer S/N A5II282
Bench tested ok. Inspected and certified IAW FAR 43, Appendix E to 20,000 feet

Discrepancy: 4
Problem:
Certify transponder
Action Taken:
GTX327 Transponder P/N 011-00490-00 S/N 83711030
Certified transponder in accordance with FAR 43-8A and complies with FAR 43, Appendix F

Discrepancy: 5
Problem:
Certify static system
Action Taken:
Certified static system in accordance with FAR 43, Appendix E Paragraph A

Discrepancy: 6
Problem:
Certify altitude reporting system
Action Taken:
Certified altitude reporting system IAW FAR 43, Appendix E Para C, Appendix E, Paragraph A

Discrepancy: 7
Problem:
Reinstall components
Action Taken:
Reinstalled altimeter transponder and encoder after certifications

Printed: 10/26/2010 Work Order: AV10-03354 Page: 1 of 2

52-00-012-3005	lation	ıent/assembly	ness authority ables from the	26-10 (m/d/y):	M2R747K	al/Certificate No:	work identified in ject to that work.	ecified in Block 13 accordance with	Status/Work	Same #3	der/Contract/Invoice	10-03354
									REPEAT			

I certify that
including da
part 43, app

Altimeter M
Altimeter M
Altimeter Se... Transponder Serial # 83711030

Encoder Make Trans-Cal
Encoder Model SSD120
Encoder Serial # A6826R

The altimeter was tested to 20,000 feet on (Date) 2-1-2013
The transponder was tested on (Date) 2-1-2013
The encoder data correspondence was tested to 20,000 feet
on (Date) 2-1-2013.
The static system leak test was conducted on (Date) 2-1-2013

Signature Dave Work Order 0153
Aircraft Systems
CRS YQAR547Y

Page No.

DATE	AIRFRAME TIME IN SERVICE	AVIONICS TIME IN SERVICE	DESCRIPTION OF WORK PERFORMED— SIGNATURE & CERTIFICATE NO. OF PERSON PERFORMING WORK
2006			

Higginsville Avionics Lab

FAA Certified Repair Station #SK2R164L

Aircraft	N Number	Current Tach/Hobbs
Cirrus SR-22	N232FJ	0478

Date October 2, 2006

Refer to WO # 26116
I certify that Transponder
Model GTX-327
s/n 83711030
installed in this aircraft has been tested and inspected and found to comply with requirements of F.A.R. 91.413. The altimeter, static system and encoder tests required by F.A.R. 91.411 have been performed. I certify the transponder, altimeter and encoder were tested to altitudes indicated and are approved for return to service.

Signed [signature]
Insp. # 2584537

Valid only when properly inserted in aircraft logbook.

Test Altitude Feet	Altimeter Scale Error	Encoder Transfer Point	Test Altitude Feet	Altimeter Scale Error	Encoder Transfer Point
-1000	+20	960	22000	-	-
0	0	50	25000	-	-
500	0	480	30000	-	-
1000	-10	980	35000	-	-
1500	0	1450			
2000	0	1950			
3000	0	2950			
4000	0	3940			
6000	-20	5930			
8000	-50	7920			
10000	-40	9920			
12000	-40	11920			
14000	-30	13920			
16000	20	15930			
18000	+10	17950			
20000	+40	19970			

Altimeter		Encoder
United	Manufacturer	ACK
5934D-3	Model #	A-30
428246	Serial Number	85838
0	Leak Test	
Ok	Friction Test	
+20	Hysteresis #1	
+30	Hysteresis #2	
0	After Effect Test	

Autopilots Central, Inc.

FAA Certified RS #CM2R747K

SCALE CORRECTIONS

Altimeter Reads	Add Algebraically: Room °C Temp	Low °C Temp
-1,000	-10	
0	+5	
500	0	
1,000	+5	
1,500	0	
2,000	+10	
3,000	+5	
4,0		
6,0		
8,0		
10,0		
12,0		

TES
BY:

ALTIMETER S/N: 428246

Altimeter Reads	Add Algebraically: Room °C Temp	Low °C Temp
14,000	+25	
16,000	+10	
18,000	-15	
20,000	-40	
22,000		
25,000		
30,000		

.411
ltitude reporting system(s),
n tested and inspected IAW
ix E, 1A, B, and C.

Central, Inc.
CRS CXM2R747K

2450

91.413
27 s/n 83711030
W AC 43-6B Para. 7 and
ix F.

AUTOPILOTS CENTRAL

FAA Form 8130-3

Airworthiness User/Installa

It is important to understand that the existence of this docu
part/component/assembly.

Where the user/installer work in accordance with the natio
Airworthiness Authority of the country specified in Block 1, t
ness Authority accepts parts/components/assemblies from

Statements in Block 14 and Block 19 do not constitute instal
contain an Installation Certification issued in accordance wi
may be flown.

The FAA Form 8130-3 and
Other countries such as Canada, also

Page No

DATE	AIRFRAME TIME IN SERVICE

Miscellaneous Charges: Misc Supplies $

Totals:

SubTotal: $
Total Charges: $

The articles and/or work hereon described is/are certified airworthy, (unless otherwise specified)
Autopilots Central, Inc.
FAA CRS CXM2R747K
Authorized Signature [signature]

Printed 10/26/2010 Work Order AV10-03354 Page 2 of 2

Status/Work:	Same #3	der/Contract/Invoice	racking Number:
RTS			1033541

Station	Work/assembly	Certificate No.	Date (mm/dd/yy)	Work identified in accordance with
352-00-0012-9005	ness authority tifies from the	M2R747K	10-26-10	ject to that work.

I certify that
including da
part 43, app

Altimeter M
Altimeter M
Altimeter Se... # [illegible] Transponder Serial # 83711030

Encoder Make Trans-Cal
Encoder Model SSD120
Encoder Serial # A68262

der tests,
nply with 14 CFR

The altimeter was tested to 20,000 feet on (Date) 2-1-2013
The transponder was tested on (Date) 2-1-2013
The encoder data correspondence was tested to 20,000 feet
on (Date) 2-1-2013.
The static system leak test was conducted on (Date) 2-1-2013

Signature Dave [signature] Work Order 0153
Aircraft Systems
CRS YQAR547Y

Page No.

DATE	AIRFRAME TIME IN SERVICE	AVIONICS TIME IN SERVICE	DESCRIPTION OF WORK PERFORMED— SIGNATURE & CERTIFICATE NO. OF PERSON PERFORMING WORK
2006			

Higginsville Avionics Lab

FAA Certified Repair Station #SK2R164L

Aircraft	N Number	Current Tach/Hobbs
Cirrus SR-22	N232FJ	0478

Date October 2, 2006

Refer to WO # 26116
I certify that Transponder
Model GTX-327
s/n 83711030
installed in this aircraft has been tested and inspected and found to comply with requirements of F.A.R. 91.413. The altimeter, static system and encoder tests required by F.A.R. 91.411 have been performed. I certify the transponder, altimeter and encoder were tested to altitudes indicated and are approved for return to service.

Signed [signature]
Insp. # 2584537

Test Altitude Feet	Altimeter Scale Error	Encoder Transition Point
-1000	+20	-960
0	0	-50
500	0	450
1000	-10	950
1500	0	1450
2000	0	1950
3000	0	2950
4000	0	3940
6000	-20	5930
8000	-50	7920
10000	-40	9920
12000	-40	11920
14000	-30	13920
16000	-20	15930
18000	+10	17950
20000	+40	19970

Test Altitude Feet	Altimeter Scale Error	Encoder Transition Point
22000	-	-
25000	-	-
30000	-	-
35000	-	-

Altimeter		Encoder
United	Manufacturer	ACK
59340-3	Model #	A-30
428246	Serial Number	85838
0	Leak Test	
Ok	Friction Test	
+20	Hysteresis #1	
+30	Hysteresis #2	
0	After Effect Test	

Valid only when properly inserted in aircraft logbook.

Autopilots Central, Inc.

FAA Certified RS #CM2R747K

SCALE CORRECTIONS

Altimeter Reads	Add Algebraically Room °C Temp	Low °C Temp
-1,000	-10	
0	+5	
500	0	
1,000	+5	
1,500	0	
2,000	0	
3,000	+5	
4,0		
6,		
8		
10,		
12		

TES
BY:

ALTIMETER S/N: 428246

Altimeter Reads	Add Algebraically Room °C Temp	Low °C Temp
14,000	+25	
16,000	+10	
18,000	-15	
20,000	-40	
22,000		
25,000		
30,000		

.411
ltitude reporting system(s),
n tested and inspected IAW
ix E, 1A, B, and C.

S
[signature]
Central, Inc.
CRS CXM2R747K

2450

91.413
27 s/n 83711030
W AC 43-6B Para. 7 and
ix F.

AUTOPIL CE

Airworthine
User/Installe

It is important to understand that the existence of this docum part/component/assembly.

Where the user/installer work in accordance with the natio Airworthiness Authority of the country specified in Block 1, I ness Authority accepts parts/components/assemblies from

Statements in Block 14 and Block 19 do not constitute instal contain an Installation Certification issued in accordance wi may be flown.

The FAA Form 8130-3 and Other countries such as Canada, also

FAA Form 8130-3

DATE	AIRFRAME TIME IN SERVICE	AVIONICS TIME IN SERVICE	DESCRIPTION OF WORK PERFORMED— SIGNATURE & CERTIFICATE NO. OF PERSON PERFORMING WORK

Ref: 91.411
I certify that the altimeter(s), altitude reporting system(s), and static system(s) have been tested and inspected IAW FAR Part 43, Appendix E.

Date 10-26-10
Signature [signature]
For Autopilots Central, Inc.
Tulsa, Oklahoma FAA CRS CXM2R747K

Work Order # AV10-03354

Ref: FAR 91.413
ATC Transponder GTX 327 s/n 83711030 was tested, inspected, and complies with FAR Part 43, Appendix F.

Date 10-26-10
Signature [signature]
For Autopilots Central, Inc.
Tulsa, Oklahoma FAA CRS CM2R747K

Work Order # AV10-03354

I certify that the altimeter and static system tests required by 14 CFR 91.411 and transponder tests, including data correspondence, required by 91.413 have been performed and found to comply with 14 CFR part 43, appendix E and F.

Altimeter Make United
Altimeter Model 59340-3
Altimeter Serial # 428246
Transponder Make Garmin
Transponder Model GTX 327
Transponder Serial # 83711030

Encoder Make Trans-Cal
Encoder Model SSD 120
Encoder Serial # A68262

The altimeter was tested to 20,000 feet on (Date) 2-1-2013
The transponder was tested on (Date) 2-1-2013
The encoder data correspondence was tested to 20,000 feet on (Date) 2-1-2013.
The static system leak test was conducted on (Date) 2-1-2013

Signature [signature] Work Order 0153
Aircraft Systems
CRS YQAR547Y

Page No.

DATE	AIRFRAME TIME IN SERVICE	AVIONICS TIME IN SERVICE	DESCRIPTION OF WORK PERFORMED— SIGNATURE & CERTIFICATE NO. OF PERSON PERFORMING WORK

Altimeter Scale Correction Card
Aircraft Reg. No. 11232 FJ
Altimeter S/N 428246
Tested By D. Daly
Date 2-1-13
WO# 0153

Aircraft Systems
CRS YQAR547Y

Scale Corrections

For	Read
-1000	0
0	0
500	0
1000	0
1500	0
2000	0
3000	0
4000	0
6000	0
8000	-20

For	Read
10000	-20
12000	-20
14000	-40
16000	-40
18000	-40
20000	-60
22000	X
25000	X
30000	X
35000	X

I certify that the altimeter and static system tests required by 14 CFR 91.411 and transponder tests, including data correspondence, required by 91.413 have been performed and found to comply with 14 CFR part 43, appendix E and F.

Altimeter Make United — Transponder Make Garmin
Altimeter Model 5934D — Transponder Model GTX327
Altimeter Serial # 428246 — Transponder Serial # 83711030

Encoder Make Trans-Cal
Encoder Model SSD120
Encoder Serial # 68262

The altimeter was tested to 20,000 feet on (Date) 7-9-16
The transponder was tested on (Date) 7-9-16
The encoder data correspondence was tested to 20,000 feet on (Date) 7-9-16
The static system leak test was conducted on (Date) 7-9-16

Signature D Daly — Work Order 0173
Aircraft Systems
CRS YQAR547Y

Page No.

DATE	AIRFRAME TIME IN SERVICE	AVIONICS TIME IN SERVICE	DESCRIPTION OF WORK PERFORMED— SIGNATURE & CERTIFICATE NO. OF PERSON PERFORMING WORK

Altimeter Scale Correction Card
Aircraft Reg. No. 232 FJ
Altimeter S/N 428246
Tested By D. SALAZ
Date 7-9-2016
WO# 0173

Aircraft Systems
CRS YQAR547Y

Scale Corrections

For	Read
-1000	0
0	0
~~500~~	0
1000	0
1500	0
2000	0
3000	0
4000	0
6000	0
8000	-20

For	Read
10000	-20
12000	-20
~~14000~~	-20
16000	0
18000	+20
20000	+40
22000	X
25000	X
30000	X
35000	X

Higginsville Avionics LLC
FAA Certified Repair Station #SK2R164L

Aircraft Cirrus SR22 — **N Number** N232FJ — **Tach/Hobbs** 2019.9

Date: 6/11/2018 I certify that the following equipment was installed in this aircraft according to current manufacturers specifications and AC-43.13-1B/2B.

Validated previous installation of GNS 430 was completed IAW Garmin instructions. Removed GNS 430 and GA 56 antenna. Installed updated GNS 430W and GA 35 antenna and all necessary equipment and accessories IAW FAA Form 337 dated 6/11/18. Weight change negligible.

All work was inspected and tested by — 2584737
Insp. for HAL. FAA Repair Station #SK2R164L Refer to WO # 29866

Valid only when properly inserted in logbook

Higginsville Avionics LLC
FAA Certified Repair Station #SK2R164L

Aircraft Cirrus SR22 — **N Number** N232FJ — **Current Tach/Hobbs** 2019.9

Date: June 11, 2018

Refer to WO # 29866
I certify that Transponder
Model GTX 327
s/n 83711030
installed in this aircraft has been tested and inspected and found to comply with the requirements of F.A.R. 91.413. The altimeter, static system and encoder tests required by F.A.R. 91.411 have been performed. I certify the transponder, altimeter and encoder were tested to altitudes indicated and are approved for return to service.

Test Altitude Feet	Mode C Tolerance Note 2 Error	Encoder Transmission Number	Test Altitude Feet	Mode C Tolerance Note 2 Error	Encoder Transmission Number
-1000	-10'	-960	25000	-	-
0	10	-30	25000	-	-
500	20	470	30000	-	-
1000	10	980	35000	-	-
1500	20	1480			
2000	10	1980			
3000	10	2980			
-1000	0	3990			
6000	0	5990			
8000	-10	7990			
10000	-10	10000			
12000	0	12000			
14000	0	14000			
16000	20	16000			
18000	50	18000			
20000	70	20030			

Altimeter	United	Manufacturer	Trans-Cal
	5934D-3	Model #	SSD120
	428246	Serial Number	68262
	0	Leak Test	
	ok	Friction Test	
	10	Hysteresis #1	
	10	Hysteresis #2	
	0	After Effect Test	

Signed: — Insp. # 2584737
Valid only when properly inserted in aircraft logbook.

Jefferson City Flying Service

501 Airport Road
Jefferson City, MO 65101
Phone: 573/636-5118 Fax: 573/636-3639
FAA Repair Station # J4YR693J
Fed ID #43-1891116

Shop Invoice: AV-103216 **Opened: 11/10/2020**
Acct Number: 1028 **Close Date: 12/31/2020**

Sold To: Construct Air, LLC
5525 Osage Beach Parkway
Osage Beach, MO 65065

PO Number: N232FJ AV-103216

Aircraft Number: N232FJ **Type:SR22** **S/N: 0338**

Total Time: Hobbs Time: 2,219.9 Tach Time: LG Cycles:

Discrepancy: 1

Problem:
Supply Garmin GNS-430W GPS/Nav/Com to replace #2 GNS-430.

Action Taken:
Removed #2 GNS-430 GPS/Nav/Com P/N 011-00280-10, S/N 97110746, GA-56 GPS Antenna P/N 011-00134-00, S/N 59073228 and CI 109 Com Antenna S/N 2072752.
Installed serviceable #2 GNS-430W P/N 011-01060-40, S/N 97118160 with new CI 2580-200 WAAS GPS/Com Antenna S/N 645397. This WAAS GPS installation was performed in accordance with the Garmin Upgrade Installation Manual P/N 190-00357-06, Rev. E, dated Jan 15, 2014 and Garmin Model 400W/500W Series Navigation System AML STC SA01933LA-D. Updated Aircraft Weight and Balance and Equipment List. Issued 337 dated December 31, 2020.

Charges This Item:					Labor:	$ 784.00
Part Number	Description	Credit	Quantity	Units	Unit Price	Extended
011-01060-40 (USED)	Garmin-GNS430W WAAS GPS Kit		1.00	Each	7,795.00	$ 7,795.00
	S/N: 97118160 (USED)					
013-00245-00	Garmin GA37 WAAS/XM Antenna		1.00	Each	650.00	$ 650.00
	S/N: 21476					
CI-2580-200	Antenna, Comant VHF-GPS/WAAS		1.00	Each	1,476.67	$ 1,476.67
	S/N: 645397					
31-2373	TNC Male Coax Connector		3.00	Each	9.95	$ 29.85
RG142B/U	Coaxial Cable		12.00	Ft	2.90	$ 34.80
122352	TNC Right Angle Coax Adapter		3.00	Each	9.45	$ 28.35
112514	BNC Male, Connector RG142/400		1.00	Each	3.95	$ 3.95
31-9-RFX	BNC Right Angle Coax Adapter		1.00	Each	9.98	$ 9.98
					Total For This Discrepancy:	$ 10,812.60

Discrepancy: 2

Problem:
#1 GPS antenna is not installed on the outside of aircraft per the STC.

Action Taken:
Removed CI 420-1 XM Antenna S/N 262223 and #1 GA-35 GPS Antenna P/N 013-00235-00, S/N 150981. Installed GA-37 GPS/XM Antenna P/N 013-00245-00, S/N 21476 in same location as removed CI 420-1 Antenna. Connected XM and #1 GPS to new antenna. Functional check good.

				Total For This Discrepancy:	$ N/C
Miscellaneous Charges:					
				Misc Supplies:	$ 15.68
				General Freight:	$ 32.31

Summary:

Total Parts:	$ 10,028.60	Total Freight:	$ 32.31
Misc Supplies:	$ 15.68	Total Labor:	$ 784.00

Totals:

SubTotal: $ **10,860.59**

Previously PAID $8,147.00

Balance Unpaid $2713.59

DATE	AIRFRAME TIME IN SERVICE	AVIONICS TIME IN SERVICE	DESCRIPTION OF WORK PERFORMED— SIGNATURE & CERTIFICATE NO. OF PERSON PERFORMING WORK

Jefferson City FLYING SERVICE

Model Cirrus SR22 **Date** Dec 31, 2020
S/N 0338 **Hr. Mtr.** 2219.9
Reg. No. N232FJ **W/O #** AV-103216
FAA CRS# J4YR693J

1. Removed #2 GNS-430 GPS/Nav/Com P/N 011-00280-10, S/N 97110746, GA-56 GPS Antenna P/N 011-00134-00, S/N 59073228 and CI 109 Com Antenna S/N 2072752.
Installed serviceable #2 GNS-430W P/N 011-01060-40, S/N 97118160 with new CI 2580-200 WAAS GPS/Com Antenna S/N 645397. This WAAS GPS installation was performed in accordance with the Garmin Upgrade Installation Manual P/N 190-00357-06, Rev. E, dated Jan 15, 2014 and Garmin Model 400W/500W Series Navigation System AML STC SA01933LA-D. Updated Aircraft Weight and Balance and Equipment List. Issued 337 dated December 31, 2020.
2. Removed CI 420-1 XM Antenna S/N 262223 and #1 GA-35 GPS Antenna P/N 013-00235-00, S/N 150981. Installed GA-37 GPS/XM Antenna P/N 013-00245-00, S/N 21476 in same location as removed CI 420-1 Antenna. Connected XM and #1 GPS to new antenna. Functional check good.

This aircraft/article identified above was repaired and inspected in accordance with current Federal Aviation Regulations and is approved for return to service. Details on file at this Repair Station under the above W/O #.

Signature Li Ning

Jefferson City FLYING SERVICE

Model Cirrus SR22 **Date** April 30, 2020
S/N 0338 **Hr. Mtr.** 2120.5
Reg. No. N232FJ **W/O #** AV-103076
FAA CRS# J4YR693J

Installed Garmin GDL-82 Universal Access Transceiver (UAT) P/N 011-03946-40, S/N 4PF008099 ADS-B Out system in accordance with Garmin GDL-82 TSO Installation Manual P/N 190-01810-00, Revision 6, dated January 21, 2020 and AC 43.13-2B Chapter 1, page 4, paragraph 107 and 108, page 5, paragraphs 109 thru 114, Chapter 2, page 9, paragraph 201, page 10, paragraph 202, page 18, paragraph 207, page 19, paragraph 208. The installed ADS-B Out system has been shown to meet the equipment performance requirements of 14 CFR 91.227 via Garmin International's STC # SA02573SE for equipment pairing. Reference FAA Policy Memorandum, Installation Approval for ADS-B OUT Systems, dated March 2, 2016. Revised Aircraft Weight and Balance and Equipment List. Issued 337 dated April 30, 2020.
Unable to remove radio module due to wires routed through structure. Removed multiple crimped butt splices from wire section, re-routed wires to clear removable radio module, and reconnected using single solder splice. Repaired a weak connection at cannon plug by re-soldering wire to the pin. No other defects noted.

This aircraft/article identified above was repaired and inspected in accordance with current Federal Aviation Regulations and is approved for return to service. Details on file at this Repair Station under the above W/O #.

Signature Li Ning

Altimeter Scale Correction

Alt. Reads	Add Algebraically	Alt. Reads	Add Algebraically
-1000	+5	14000	+10
0	+10	16000	+40
500	+10	18000	+60
1000	+10	20000	+100
1500	+15	22000	
2000	+10	25000	
3000	+10	30000	
4000	+10	35000	
6000	0	40000	
8000	-10	45000	
10000	-10	50000	
12000	0		

Jefferson City FLYING SERVICE CRS: J4YR693J — Technician: Ted Myers

Jefferson City Flying Service
CRS: J4YR693J

Model: Cirrus SR22 Date: May 1, 2020
S/N: 0338 Hobbs 2120 5
Reg. No. N232FJ W/O # AV-103076

The Altimeter, Altitude Reporting & Static System have been tested IAW FAR 43 Appendix E as required by FAR 91.411 to an altitude of 20,000 feet

Altimeter: P/N 5934D-3 S/N 428246
Encoder: SSD-120 S/N A68262

The Transponder has been tested IAW FAR 43 Appendix F as required by FAR 91 413.

XPDR: GTX-327 S/N 83711030

This aircraft/article defined above was repaired and inspected in accordance with current Federal Aviation Regulations and is approved for return to service. Details on File at this Repair Station under the above WO#.

Signature

Jefferson City Flying Service

Total Charges:	$	**10,860.59**
Amount Remaining:	$	**10,860.59**

The aircraft or component identified was repaired and inspected in accordance with current Federal Aviation Administration regulations and is approved for return to service.

Signed L. Myers Date 12-31-20

DATE	AIRFRAME TIME IN SERVICE	AVIONICS TIME IN SERVICE	DESCRIPTION OF WORK PERFORMED— SIGNATURE & CERTIFICATE NO. OF PERSON PERFORMING WORK

Jefferson City FLYING SERVICE

Model	Cirrus SR22	**Date**	Dec 31, 2020
S/N	0338	**Hr. Mtr.**	2219.9
Reg. No.	N232FJ	**W/O #**	AV-103216
		FAA CRS# J4YR693J	

1. Removed #2 GNS-430 GPS/Nav/Com P/N 011-00280-10, S/N 97110746, GA-56 GPS Antenna P/N 011-00134-00, S/N 59073228 and CI 109 Com Antenna S/N 2072752.
Installed serviceable #2 GNS-430W P/N 011-01060-40, S/N 97118160 with new CI 2580-200 WAAS GPS/Com Antenna S/N 645397. This WAAS GPS installation was performed in accordance with the Garmin Upgrade Installation Manual P/N 190-00357-06, Rev. E, dated Jan 15, 2014 and Garmin Model 400W/500W Series Navigation System AML STC SA01933LA-D. Updated Aircraft Weight and Balance and Equipment List. Issued 337 dated December 31, 2020.
2. Removed CI 420-1 XM Antenna S/N 262223 and #1 GA-35 GPS Antenna P/N 013-00235-00, S/N 150981. Installed GA-37 GPS/XM Antenna P/N 013-00245-00, S/N 21476 in same location as removed CI 420-1 Antenna. Connected XM and #1 GPS to new antenna. Functional check good.

This aircraft/article identified above was repaired and inspected in accordance with current Federal Aviation Regulations and is approved for return to service. Details on file at this Repair Station under the above W/O #.

Signature L. Myers

Jefferson City FLYING SERVICE

Model	Cirrus SR22	**Date**	April 30, 2020
S/N	0338	**Hr. Mtr.**	2120.5
Reg. No.	N232FJ	**W/O #**	AV-103076
		FAA CRS# J4YR693J	

Installed Garmin GDL-82 Universal Access Transceiver (UAT) P/N 011-03946-40, S/N 4PF008099 ADS-B Out system in accordance with Garmin GDL-82 TSO Installation Manual P/N 190-01810-00, Revision 6, dated January 21, 2020 and AC 43.13-2B Chapter 1, page 4, paragraph 107 and 108, page 5, paragraphs 109 thru 114, Chapter 2, page 9, paragraph 201, page 10, paragraph 202, page 18, paragraph 207, page 19, paragraph 208. The installed ADS-B Out system has been shown to meet the equipment performance requirements of 14 CFR 91.227 via Garmin International's STC # SA02573SE for equipment pairing. Reference FAA Policy Memorandum, Installation Approval for ADS-B OUT Systems, dated March 2, 2016. Revised Aircraft Weight and Balance and Equipment List. Issued 337 dated April 30, 2020.
Unable to remove radio module due to wires routed through structure. Removed multiple crimped butt splices from wire section, re-routed wires to clear removable radio module, and reconnected using single solder splice. Repaired a weak connection at cannon plug by re-soldering wire to the pin. No other defects noted.

This aircraft/article identified above was repaired and inspected in accordance with current Federal Aviation Regulations and is approved for return to service. Details on file at this Repair Station under the above W/O #.

Signature L. Myers

Altimeter Scale Correction

Alt. Reads	Add Algebraically	Alt. Reads	Add Algebraically
-1000	+5	14000	+10
0	+10	16000	+40
500	+10	18000	+60
1000	+10	20000	+100
1500	+15	22000	
2000	+10	25000	
3000	+10	30000	
4000	+10	35000	
6000	0	40000	
8000	-10	45000	
10000	-10	50000	
12000	0		

Jefferson City FLYING SERVICE CRS: J4YR693J — Technician: Ted Myers

Jefferson City Flying Service
CRS: J4YR693J

Model: Cirrus SR22 Date: May 1, 2020
S/N: 0338 Hobbs 2120.5
Reg. No. N232FJ W/O # AV-103076

The Altimeter, Altitude Reporting & Static System have been tested IAW FAR 43 Appendix E as required by FAR 91.411 to an altitude of 20,000 feet.

Altimeter: P/N 5934D-3 S/N 428246
Encoder: SSD-120 S/N A58262

The Transponder has been tested IAW FAR 43 Appendix F as required by FAR 91.413.

XPDR: GTX-327 S/N 83711030

This aircraft/article defined above was repaired and inspected in accordance with current Federal Aviation Regulations and is approved for return to service. Details on File at this Repair Station under the above WO#.

Signature

Jefferson City Flying Service
501 Airport Road
Jefferson City, MO 65101
Phone: 573/636-5118 Fax: 573/636-3639
FAA Repair Station # J4YR693J
Fed ID #43-1891116

Shop Invoice: AV-103076 **Opened:** 4/24/2020
Acct Number: 1028 **Close Date:** 4/30/2020

Sold To: Lakeshore Four, LLC
5525 Osage Beach Parkway
Osage Beach, MO 65065

PO Number: N232FJ AV-103076

Aircraft Number: N232FJ **Type:SR22** **S/N: 0338**

Total Time: Hobbs Time: 2,120.5 Tach Time: LG Cycles:

Discrepancy: 1

Problem:
Install Garmin GDL-82 ADS-B UAT.

Action Taken:
Installed Garmin GDL-82 Universal Access Transceiver (UAT) P/N 011-03946-40, S/N 4PF008099 ADS-B Out system in accordance with Garmin GDL-82 TSO Installation Manual P/N 190-01810-00, Revision 6, dated January 21, 2020 and AC 43.13-2B Chapter 1, page 4, paragraph 107 and 108, page 5, paragraphs 109 thru 114, Chapter 2, page 9, paragraph 201, page 10, paragraph 202, page 18, paragraph 207, page 19, paragraph 208. The installed ADS-B Out system has been shown to meet the equipment performance requirements of 14 CFR 91.227 via Garmin International STC # SA02573SE for equipment pairing. Reference FAA Policy Memorandum, Installation Approval for ADS-B OUT Systems, dated March 2, 2016. Revised Aircraft Weight and Balance and Equipment List. Issued 337 dated April 30, 2020.

Charges This Item:					Flat-Fee Labor:	$ 2,352.00
					Garmin Inbound Freight:	$ 14.11
Part Number	Description	Credit	Quantity	Units	Unit Price	Extended
010-01560-31	Garmin GDL82 ADS-B Out w/GPS		1.00	Each	1,995.000	$ 1,995.00
	S/N: 4PF008099					
7274-2-5	Circuit Breaker, Klxn Pull 5A		1.00	Each	29.000	$ 29.00
RG142B/U	Coaxial Cable		9.00	Each	3.750	$ 33.75
112514	BNC Male, Connector RG142/400		4.00	Each	3.950	$ 15.80
31-9-RFX	BNC Right Angle Coax Adapter		3.00	Each	9.980	$ 29.94
					Total For This Discrepancy:	$ 4,469.60

Discrepancy: 2

Problem:
Perform 91.411 and 91.413 tests and inspections.

Action Taken:
The altimeter United P/N 5934D-3, S/N 428246, encoder Trans-Cal SSD120, S/N A68262 and static system were tested IAW FAR 43 Appendix E as required by FAR 91.411 to an altitude 20,000 ft. The transponder, Garmin GTX-327 S/N 83711030 was tested IAW FAR 43 Appendix F as required by FAR 91.413. No discrepancies were noted.

Charges This Item:		
	Flat-Fee Labor:	$ 298.00
	Total For This Discrepancy:	$ 298.00

Discrepancy: 3

Problem:
GNS-430's will not crossfill and displays RS-232 fail message.

Action Taken:
Found #1 GNS430 is WAAS and #2 is not WAAS, these two units will not crossfill. Turned off crossfill setting on both GNS430's.

Charges This Item:		
	Labor:	$ 24.50
	Total For This Discrepancy:	$ 24.50

Discrepancy: 4

Problem:
Unable to remove radio module for intallation due to wires routed through structure.

Action Taken:

DATE	AIRFRAME TIME IN SERVICE	AVIONICS TIME IN SERVICE	DESCRIPTION OF WORK PERFORMED— SIGNATURE & CERTIFICATE NO. OF PERSON PERFORMING WORK

Jefferson City FLYING SERVICE

Model	Cirrus SR22	**Date**	Dec 31, 2020
S/N	0338	**Hr. Mtr.**	2219.9
Reg. No.	N232FJ	**W/O #**	AV-103216
		FAA CRS# J4YR693J	

1. Removed #2 GNS-430 GPS/Nav/Com P/N 011-00280-10, S/N 97110746, GA-56 GPS Antenna P/N 011-00134-00, S/N 59073228 and CI 109 Com Antenna S/N 2072752. Installed serviceable #2 GNS-430W P/N 011-01060-40, S/N 97118160 with new CI 2580-200 WAAS GPS/Com Antenna S/N 645397. This WAAS GPS installation was performed in accordance with the Garmin Upgrade Installation Manual P/N 190-00357-06, Rev. E, dated Jan 15, 2014 and Garmin Model 400W/500W Series Navigation System AML STC SA01933LA-D. Updated Aircraft Weight and Balance and Equipment List. Issued 337 dated December 31, 2020.
2. Removed CI 420-1 XM Antenna S/N 262223 and #1 GA-35 GPS Antenna P/N 013-00235-00, S/N 150981. Installed GA-37 GPS/XM Antenna P/N 013-00245-00, S/N 21476 in same location as removed CI 420-1 Antenna. Connected XM and #1 GPS to new antenna. Functional check good.

This aircraft/article identified above was repaired and inspected in accordance with current Federal Aviation Regulations and is approved for return to service. Details on file at this Repair Station under the above W/O #.

Signature _____

Jefferson City FLYING SERVICE

Model	Cirrus SR22	**Date**	April 30, 2020
S/N	0338	**Hr. Mtr.**	2120.5
Reg. No.	N232FJ	**W/O #**	AV-103076
		FAA CRS# J4YR693J	

Installed Garmin GDL-82 Universal Access Transceiver (UAT) P/N 011-03946-40, S/N 4PF008099 ADS-B Out system in accordance with Garmin GDL-82 TSO Installation Manual P/N 190-01810-00, Revision 6, dated January 21, 2020 and AC 43.13-2B Chapter 1, page 4, paragraph 107 and 108, page 5, paragraphs 109 thru 114, Chapter 2, page 9, paragraph 201, page 10, paragraph 202, page 18, paragraph 207, page 19, paragraph 208. The installed ADS-B Out system has been shown to meet the equipment performance requirements of 14 CFR 91.227 via Garmin International's STC # SA02573SE for equipment pairing. Reference FAA Policy Memorandum, Installation Approval for ADS-B OUT Systems, dated March 2, 2016. Revised Aircraft Weight and Balance and Equipment List. Issued 337 dated April 30, 2020.

Unable to remove radio module due to wires routed through structure. Removed multiple crimped butt splices from wire section, re-routed wires to clear removable radio module, and reconnected using single solder splice. Repaired a weak connection at cannon plug by re-soldering wire to the pin. No other defects noted.

This aircraft/article identified above was repaired and inspected in accordance with current Federal Aviation Regulations and is approved for return to service. Details on file at this Repair Station under the above W/O #.

Signature _____

Altimeter Scale Correction

Alt. Reads	Add Algebraically	Alt. Reads	Add Algebraically
-1000	+5	14000	+10
0	+10	16000	+40
500	+10	18000	+60
1000	+10	20000	+100
1500	+15	22000	
2000	+10	25000	
3000	+10	30000	
4000	+10	35000	
6000	0	40000	
8000	-10	45000	
10000	-10	50000	
12000	0		

Jefferson City FLYING SERVICE CRS: J4YR693J — Technician: Ted Myers

Jefferson City Flying Service
CRS: J4YR693J

Model: Cirrus SR22 **Date:** May 1, 2020
S/N: 0338 **Hobbs** 2120.5
Reg. No. N232FJ **W/O #** AV-103076

The Altimeter, Altitude Reporting & Static System have been tested IAW FAR 43 Appendix E as required by FAR 91.411 to an altitude of 20,000 feet.

Altimeter: P/N 5934D-3 S/N 428246
Encoder: SSD-120 S/N A68262

The Transponder has been tested IAW FAR 43 Appendix F as required by FAR 91.413.

XPDR: GTX-327 S/N 83711030

This aircraft/article defined above was repaired and inspected in accordance with current Federal Aviation Regulations and is approved for return to service. Details on File at this Repair Station under the above WO#.

Signature _____

Jefferson City Flying Service

Removed multiple crimped butt splices from wire harness section, re-routed wires to clear removable radio module, and reconnected using solder splices. Repaired a weak connection at cannon plug by re-soldering wire to the pin. No other defects noted.

Charges This Item:			
	Labor:	$	147.00
	Total For This Discrepancy:	$	147.00

Miscellaneous Charges:

	Misc Supplies:	$	56.43

Summary:

Total Parts:	$	2,103.49	Total Freight:	$	14.11
Misc Supplies:	$	56.43	Total Labor:	$	171.50
Total Flat-Rate Labor:	$	2,650.00			

Totals:

SubTotal:	$	4,995.53
Total Charges:	$	4,995.53
Amount Remaining:	$	4,995.53

The aircraft or component identified was repaired and inspected in accordance with current Federal Aviation Administration regulations and is approved for return to service.

Signed Li Ihing Date 4-3020

DATE	AIRFRAME TIME IN SERVICE	AVIONICS TIME IN SERVICE	DESCRIPTION OF WORK PERFORMED— SIGNATURE & CERTIFICATE NO. OF PERSON PERFORMING WORK

Jefferson City FLYING SERVICE

Model Cirrus SR22 **Date** Dec 31, 2020
S/N 0338 **Hr. Mtr.** 2219.9
Reg. No. N232FJ **W/O #** AV-103216
FAA CRS# J4YR693J

1. Removed #2 GNS-430 GPS/Nav/Com P/N 011-00280-10, S/N 97110746, GA-56 GPS Antenna P/N 011-00134-00, S/N 59073228 and CI 109 Com Antenna S/N 2072752. Installed serviceable #2 GNS-430W P/N 011-01060-40, S/N 97118160 with new CI 2580-200 WAAS GPS/Com Antenna S/N 645397. This WAAS GPS installation was performed in accordance with the Garmin Upgrade Installation Manual P/N 190-00357-06, Rev. E, dated Jan 15, 2014 and Garmin Model 400W/500W Series Navigation System AML STC SA01933LA-D. Updated Aircraft Weight and Balance and Equipment List. Issued 337 dated December 31, 2020.
2. Removed CI 420-1 XM Antenna S/N 262223 and #1 GA-35 GPS Antenna P/N 013-00235-00, S/N 150981. Installed GA-37 GPS/XM Antenna P/N 013-00245-00, S/N 21476 in same location as removed CI 420-1 Antenna. Connected XM and #1 GPS to new antenna. Functional check good.

This aircraft/article identified above was repaired and inspected in accordance with current Federal Aviation Regulations and is approved for return to service. Details on file at this Repair Station under the above W/O #.

Signature Li Ihing

Jefferson City FLYING SERVICE

Model Cirrus SR22 **Date** April 30, 2020
S/N 0338 **Hr. Mtr.** 2120.5
Reg. No. N232FJ **W/O #** AV-103076
FAA CRS# J4YR693J

Installed Garmin GDL-82 Universal Access Transceiver (UAT) P/N 011-03946-40, S/N 4PF008099 ADS-B Out system in accordance with Garmin GDL-82 TSO Installation Manual P/N 190-01810-00, Revision 6, dated January 21, 2020 and AC 43.13-2B Chapter 1, page 4, paragraph 107 and 108, page 5, paragraphs 109 thru 114, Chapter 2, page 9, paragraph 201, page 10, paragraph 202, page 18, paragraph 207, page 19, paragraph 208. The installed ADS-B Out system has been shown to meet the equipment performance requirements of 14 CFR 91.227 via Garmin International's STC # SA02573SE for equipment pairing. Reference FAA Policy Memorandum, Installation Approval for ADS-B OUT Systems, dated March 2, 2016. Revised Aircraft Weight and Balance and Equipment List. Issued 337 dated April 30, 2020.
Unable to remove radio module due to wires routed through structure. Removed multiple crimped butt splices from wire section, re-routed wires to clear removable radio module, and reconnected using single solder splice. Repaired a weak connection at cannon plug by re-soldering wire to the pin. No other defects noted.

This aircraft/article identified above was repaired and inspected in accordance with current Federal Aviation Regulations and is approved for return to service. Details on file at this Repair Station under the above W/O #.

Signature Li Ihing

Altimeter Scale Correction

Alt. Reads	Add Algebraically	Alt. Reads	Add Algebraically
-1000	+5	14000	+10
0	+10	16000	+40
500	+10	18000	+60
1000	+10	20000	+100
1500	+15	22000	
2000	+10	25000	
3000	+10	30000	
4000	+10	35000	
6000	0	40000	
8000	-10	45000	
10000	-10	50000	
12000	0		

Jefferson City FLYING SERVICE CRS: J4YR693J

Technician: Ted Myers

Jefferson City Flying Service
CRS: J4YR693J

Model: Cirrus SR22 **Date:** May 1, 2020
S/N: 0338 **Hobbs** 2120.5
Reg. No. N232FJ **W/O #** AV-103076

The Altimeter, Altitude Reporting & Static System have been tested IAW FAR 43 Appendix E as required by FAR 91.411 to an altitude of 20,000 feet.

Altimeter: P/N 5934D-3 S/N 428246
Encoder: SSD-120 S/N A68262

The Transponder has been tested IAW FAR 43 Appendix F as required by FAR 91 413.

XPDR: GTX-327 S/N 83711030

This aircraft/article defined above was repaired and inspected in accordance with current Federal Aviation Regulations and is approved for return to service. Details on File at this Repair Station under the above WO#.

Signature

DATE	AIRFRAME TIME IN SERVICE	AVIONICS TIME IN SERVICE	DESCRIPTION OF WORK PERFORMED— SIGNATURE & CERTIFICATE NO. OF PERSON PERFORMING WORK

Jefferson City FLYING SERVICE

Model Cirrus SR22 **Date** May 6, 2021
S/N 0338 **Hr. Mtr.** 2244.1
Reg. No. N232FJ **W/O #** AV-103337
FAA CRS# J4YR693J

Tested HSI and verified on north heading all the time. Troubleshot system. Found unit had lost configuration. Configured HSI to match installation. Taxied aircraft and found heading system functional.

This aircraft/article identified above was repaired and inspected in accordance with current Federal Aviation Regulations and is approved for return to service. Details on file at this Repair Station under the above W/O #.

Signature _____

Jefferson City FLYING SERVICE

Model Cirrus SR22 **Date** May 27, 2022
S/N 0338 **Hr. Mtr.** 2285.6
Reg. No. N232FJ **W/O #** AV-103549
FAA CRS# J4YR693J

1. Removed Mid Continent Instruments Attitude Indicator P/N 4300-311, S/N F18-12111, Directional Gyro P/N 4305-150, S/N 07222706, Sandel EHSI P/N SN3308-00-BL, S/N 1944, Flux Detector P/N 1B495-4, S/N 7820, Sigma-Tek Airspeed Indicator P/N EA5175-26PTL-CIR, S/N T42624B, United Altimeter P/N 5934D-3A.249H, S/N 428246, United VSI P/N 7000, S/N 302235, Davtron 803 Clock/OAT/Voltmeter S/N 07116 with OAT Probe, Garmin GI-106A Nav Indicator P/N 013-00049-01, S/N G22052, S-TEC ST-360 Altitude Preselect P/N 01279-PX, S/N 1117A/B, Avidyne EX5000 MFD P/N 700-00004-006, S/N 1612, Trans-Cal SSD120-30A Altitude Encoder S/N A68262, Rochester Manifold Pressure/Fuel Flow Gauge P/N EG3130-08009, S/N 365, Oil Temp/Oil Pressure Gauge P/N EG5050-06004, S/N 645, Volt/Amp Meter P/N EG1832-8004, S/N 638, Tachometer P/N ST2035-04009, S/N 385 and Moritz Sensor Interface Unit P/N A0800, S/N 458.

Installed new instrument panel. Installed Garmin G500TXi Primary Flight Display (PFD), G500TXi Multi-Function Display (MFD) with Engine Information System (EIS) in accordance with Garmin AML STC SA02571SE and Garmin AML STC Installation Manual, P/N 190-01717-B3, Revision 15, dated April 7, 2022. The G500TXi with EIS consists of the following components, GDU-1060 PFD AHRS P/N 011-03308-30, S/N 3M5003812, Air Data Module P/N 011-03457-00, S/N 3MD002982, GMU-44B Magnetometer P/N 011-04201-00, S/N 4WT002702, GTP-59 OAT Probe P/N 011-00978-00, S/N 47966915, GAD-43e Adapter P/N 011-02349-00, S/N 1V7053467, GDU-1060 MFD P/N 011-03308-20, S/N 3M4004260, GEA-110 Engine Sensor Adapter P/N 011-03454-01, S/N 68L002367 and Engine Sensor Kit P/N K00-01305-00.

Installed Garmin GI-275 Standby Instrument P/N 011-04489-10, S/N 5MZ107501 with GSB-15 USB Charging / Data Port P/N 011-04937-00, S/N 63M062510 and Backup GPS Antenna P/N 011-04036-10, S/N 641003717 in accordance with Garmin GI-275 Part 23 AML STC Installation Manual P/N 190-02246-10, Revision 11, dated October 6, 2021 and AML STC # SA02658SE.

Installed Garmin GDL-69 SXM Weather Receiver P/N 011-03177-05, S/N 5NZ000601 in accordance with Garmin GDL69/69A Part 23 AML STC Installation Manual P/N 190-00355-02, Revision N, dated February 11, 2020 and AML STC # SA01487SE-D. The GDL-69 SXM utilizes an existing GA-37 GPS/XM Antenna.

Revised Aircraft Weight and Balance and Equipment List. Issued 337's dated May 27, 2022.

This aircraft/article identified above was repaired and inspected in accordance with current Federal Aviation Regulations and is approved for return to service. Details on file at this Repair Station under the above W/O #.

Signature _____

Jefferson City FLYING SERVICE

Model Cirrus SR22 **Date** May 27, 2022
S/N 0338 **Hr. Mtr.** 2285.6
Reg. No. N232FJ **W/O #** AV-103549
FAA CRS# J4YR693J

2. Troubleshot door handle assembly. Discovered the pilot door handle main shaft housing to be rotating inside door assembly. Gained access as required and installed roll pin through main shaft housing as needed and sealed. Reinstalled all items removed for access. Operational check good.

4. Taxied aircraft and performed magnetic compass swing using sight compass. Made new correction card and installed in aircraft.

This aircraft/article identified above was repaired and inspected in accordance with current Federal Aviation Regulations and is approved for return to service. Details on file at this Repair Station under the above W/O #.

Signature _____

DATE	AIRFRAME TIME IN SERVICE	AVIONICS TIME IN SERVICE	DESCRIPTION OF WORK PERFORMED— SIGNATURE & CERTIFICATE NO. OF PERSON PERFORMING WORK

Primary ADC Scale Correction

Alt. Reads	Add Algebraically	Alt. Reads	Add Algebraically
-1000	0	14000	+5
0	0	16000	+5
500	0	18000	+5
1000	0	20000	0
1500	0	22000	
2000	0	25000	
3000	0	30000	
4000	0	35000	
6000	+5	40000	
8000	+5	45000	
10000	+5	50000	
12000	+5		

Jefferson City FLYING SERVICE CRS: J4YR693J — Technician: Eric Shimp

Jefferson City Flying Service

CRS: J4YR693J

Model: Cirrus SR22 **Date:** May 27, 2022
S/N: 338 **Hr Mtr:** 2285 6
Reg. No. N232FJ **W/O #** AV-103549

The Altimeter. Altitude Reporting & Static System have been tested IAW FAR 43 Appendix E as required by FAR 91.411 to an altitude of 20.000 feet
Primary ADC: G500TXi Air Data Module S/N 3MD002982
Standby ADC: GI-275 S/N 5MZ107501

The Transponder has been tested IAW FAR 43 Appendix F as required by FAR 91 413
XPDR: GTX-327 S/N 83711030

This aircraft/article defined above was repaired and inspected in accordance with current Federal Aviation Regulations and is approved for return to service. Details on File at this Repair Station under the above WO#.

Signature _____

Stand-By ADC Scale Correction

Alt. Reads	Add Algebraically	Alt. Reads	Add Algebraically
-1000	0	14000	+5
0	0	16000	+5
500	0	18000	+5
1000	0	20000	0
1500	0	22000	
2000	0	25000	
3000	0	30000	
4000	+5	35000	
6000	+5	40000	
8000	+5	45000	
10000	+5	50000	
12000	+5		

Jefferson City FLYING SERVICE CRS: J4YR693J — Work Order #: AV-103549; Technician: Eric Shimp; Date: 5/27/2022

Jefferson City FLYING SERVICE

Model Cirrus SR22 **Date** May 1, 2023
S/N 0338 **Hr. Mtr.** 2314.3
Reg. No. N232FJ **W/O #** AV-104031
FAA CRS# J4YR693J

1. Tested autopilot system and verified it's not centered. Attempted to adjust autopilot centering pot. Could not reach center due to offset turn coordinator output. Removed failed turn coordinator P/N 6405-8-28L, S/N 13798G. Installed exchange turn coordinator P/N 1394T100-14RB, S/N K12-10832 overhauled by Mid-Continent Instruments on work order 582226. Adjusted autopilot centering. Functional check good.

3. Complied with Garmin STC Software Service Bulletin 23004 by updating GDU-1060 AHRS PFD S/N 3M5003812 and GDU-1060 MFD S/N 3M4004260 software to v3.50, Air Data Module S/N 3MD002982 software to v2.08, in accordance with Garmin Service Bulletin 22121. Complied with Garmin STC Service Bulletin 22124 by updating GI-275 Standby ADI S/N 5MZ107501 software to v2.60 in accordance with Garmin TSO Service Bulletin 22120. Updated all data bases using customers subscription. Performed backup battery check in accordance with GI 275 Part 23 AML STC Maintenance Manual P/N 190-02246-11. Found battery check passed.

This aircraft/article identified above was repaired and inspected in accordance with current Federal Aviation Regulations and is approved for return to service. Details on file at this Repair Station under the above W/O #.

Signature _____

Page No. _____

DATE	AIRFRAME TIME IN SERVICE	AVIONICS TIME IN SERVICE	DESCRIPTION OF WORK PERFORMED— SIGNATURE & CERTIFICATE NO. OF PERSON PERFORMING WORK

Stand-By ADC Scale Correction

Alt. Reads	Add Algebraically	Alt. Reads	Add Algebraically
-1000	0	14000	
0	0	16000	0
500	0	18000	0
1000	0	20000	0
1500	0	22000	
2000	0	25000	
3000	0	30000	
4000	0	35000	
6000	0	40000	
8000	0	45000	
10000	0	50000	
12000	0		

Jefferson City FLYING SERVICE CRS J4YR693J

Work Order #	AV-104031
Technician	Eric Shimp
Date	5/1/2024

Primary ADC Scale Correction

Alt. Reads	Add Algebraically	Alt. Reads	Add Algebraically
-1000	0	14000	0
0	0	16000	0
500	0	18000	0
1000	0	20000	0
1500	0	22000	
2000	0	25000	
3000	0	30000	
4000	0	35000	
6000	0	40000	
8000	0	45000	
10000	0	50000	
12000	0		

Jefferson City FLYING SERVICE CRS J4YR693J

Technician	Eric Shimp

Jefferson City Flying Service

CRS: J4YR693J

Model: Cirrus SR22 **Date:** May 1, 2024

S/N: 338 **Hr Mtr:** 2314.3

Reg. No. N232FJ **W/O #** AV-104031

The Altimeter, Altitude Reporting & Static System have been tested IAW FAR 43 Appendix E as required by FAR 91.411 to an altitude of 20,000 feet

Primary ADC: G500TXi Air Data Module S/N 3MD002982

Standby ADC: GI-275 S/N 5MZ107501

The Transponder has been tested IAW FAR 43 Appendix F as required by FAR 91.413.

XPDR: GTX-327 S/N 83711030

This aircraft/article defined above was repaired and inspected in accordance with current Federal Aviation Regulations and is approved for return to service. Details on File at this Repair Station under the above WO#.

Signature Eric Shimp

Page No. _____

DATE	AIRFRAME TIME IN SERVICE	AVIONICS TIME IN SERVICE	DESCRIPTION OF WORK PERFORMED— SIGNATURE & CERTIFICATE NO. OF PERSON PERFORMING WORK

THE adlog™ AIRCRAFT MAINTENANCE RECORDKEEPING SYSTEM

PROPELLER MAINTENANCE RECORDS

N232FJ

THE adlog AIRCRAFT MAINTENANCE RECORDKEEPING SYSTEM

PROPELLER MAINTENANCE RECORDS

Log No. 2

Aircraft Registration No. 232FJ

Propeller Manufacturer Hartzell

Hub Model PHC-J3YF-1RF

Blade Design No. _____

Hub Serial No. FP 1928B

Blade Serial No's.

1. J78243
2. J78242
3. J78241
4. _____

Pitch Range:

High _____ Low _____

Feather _____ Reverse _____

Governor Manufacturer _____

Model No. _____

Serial No. _____

Date installed on aircraft _____

Time Between Overhauls (TBO) _____ Hours

If used on multi-engine aircraft:

☐ Right ☐ Left

☐ Front ☐ Rear

(All applicable information must be filled in)

AEROTECH PUBLICATIONS INC.
www.adlog.com
PO BOX 1359 / SOUTHOLD, NY 11971-0965
(631) 765-9375
1-800-235-6444
FAX: (631) 765-9359

© 1979 AeroTech Publications Inc.

Page No.

DATE	TOTAL TIME IN SERVICE	TOTAL TIME SINCE OVERHAUL	TACH OR RECORDING METER TIME	DESCRIPTION OF WORK PERFORMED— SIGNATURE & CERTIFICATE NO. OF PERSON PERFORMING WORK
				TOTALS brought forward from previous page

Propeller Logbook
Date Dec 1, 2005 Hobbs 267.1 TSN 267.1
Hartzell Model PHC-J3YF-1RF, S/N FP 1928B
AD 2002-9-8 "Y" shank propellers not applicable by serial number. AD 2005-14-11 Southern California Propeller Service not applicable. This propeller not returned to service by company listed in AD. Okay for service.

Dave Salaz A&P 525 25 6921

Propeller Logbook
Date June 14, 2006 Hobbs 404.0 TSN 404.0
Lubricated propeller. Dressed blade leading edges. Inspected spinner and spinner bulk head. Okay for service.

Dave Salaz A&P 525 25 6921

Propeller Logbook
November 1, 2006 Hobbs 493.1 PSNEW 493.1
Annual inspection. Lubricated propeller and dressed blades. Inspected spinner and spinner bulkhead. "I certify that this propeller has been inspected IAW FAR 43 Appendix D for an annual inspection and has been determined to be in an airworthy condition".

Dave Salaz
A&P 525 25 6921 IA

10/3/07 64.12 64.12 TTSN

I CERTIFY THIS Propeller HAS BEEN INSPECTED
IN ACCORDANCE WITH A 100 Hr INSPECTION
AND WAS DETERMINED TO BE IN AN AIRWORTHY CONDITION
THIS DATE
W/O # MA07-02105 DATE 10/3/07 HRS 64.12
SIGNATURE
AUTOPILOTS CENTRAL, INC.
TULSA, OK 74115
FAA CRS CM2R747K

			SUB-TOTALS this page
			TOTALS-Carry forward to next page

DATE	TOT. TIM IN SERV
9/16/2008	
6/17/2009	

			SUB-TOTALS this page
			TOTALS-Carry forward to next page

1. Approving Civil Aviation Authority/Country: FAA/United States
FAA/United States

2. **AUTHORIZED RELI** ...ORK
FAA Form 8130-3, AIRWOR

4. Organization Name and Address:
FOSTER'S PROPELLER SERVICE, INC. 26650 HIGHWAY 62 BOYNTC

6. Item:	7. Description:	8. Part Number:	9.
1	HARTZELL PROP	PHC-J3YF-1RF	

12. Remarks:
OVERHAULED PROP PER S/M'S 113B, 133C & 202A. COMPLIED ...
SERVICE LETTERS THROUGH SL371 THAT APPLY.
BLADE MODEL NUMBER F7694.
BLADE SERIAL NUMBERS J78234, J78242 & J78241

13a. Certifies the items identified above were manufactured in conformity to:

- ☐ Approved design data and are in a condition for safe operation.
- ☐ Non-approved design data specified in Block 12.

13b. Authorized Signature:	13c. Approval/Authorization No.:
13d. Name (Typed or Printed):	13e. Date (dd/mmm/yyyy):

User/Installer

It is important to understand that the existence of this document alone does not automatically ...

Where the user/installer performs work in accordance with the national regulations of an airw... Block 1, it is essential that the user/installer ensures that his/her airworthiness authority accep... specified in Block 1.

Statements in Blocks 13a and 14a do not constitute installation certification. In all cases, aircr... national regulations by the user/installer before the aircraft may be flown.

FAA Form 8130-3 (02-14)

...HAULED

...TO

...FOR

Page No.

DATE	TOTAL TIME IN SERVICE	TOTAL TIME SINCE OVERHAUL	TACH OR RECORDING METER TIME	DESCRIPTION OF WORK PERFORMED— SIGNATURE & CERTIFICATE NO. OF PERSON PERFORMING WORK
				TOTALS brought forward from previous page

Propeller Logbook
Date Dec 1, 2005 Hobbs 267.1 TSN 267.1
Hartzell Model PHC-J3YF-1RF, S/N FP 1928B
AD 2002-9-8 "Y" shank propellers not applicable by serial number. AD 2005-14-11 Southern California Propeller Service not applicable. This propeller not returned to service by company listed in AD. Okay for service.

Dave Salaz
Dave Salaz A&P 525 25 6921

Propeller Logbook
Date June 14, 2006 Hobbs 404.0 TSN 404.0
Lubricated propeller. Dressed blade leading edges. Inspected spinner and spinner bulk head. Okay for service.

Dave Salaz
Dave Salaz A&P 525 25 6921

Propeller Logbook
November 1, 2006 Hobbs 493.1 PSNEW 493.1
Annual inspection. Lubricated propeller and dressed blades. Inspected spinner and spinner bulkhead. "I certify that this propeller has been inspected IAW FAR 43 Appendix D for an annual inspection and has been determined to be in an airworthy condition".

Dave Salaz
Dave Salaz
A&P 525 25 6921 IA

DATE	TOTAL TIME IN SERVICE	TOTAL TIME SINCE OVERHAUL	TACH OR RECORDING METER TIME	DESCRIPTION OF WORK PERFORMED— SIGNATURE & CERTIFICATE NO. OF PERSON PERFORMING WORK
10/3/07	644.2		644.2 HRS	I CERTIFY THIS Propeller HAS BEEN INSPECTED IN ACCORDANCE WITH A 100 Hr INSPECTION AND WAS DETERMINED TO BE IN AN AIRWORTHY CONDITION THIS DATE W/O # MA07-02105 DATE 10/3/07 HRS 644.2 SIGNATURE [signature] AUTOPILOTS CENTRAL, INC. TULSA, OK 74115 FAA CRS CM2R747K

SUB-TOTALS this page

TOTALS-Carry forward to next page

DATE	TOTAL TIME IN SERVICE	TOTAL TIME SINCE OVERHAUL	TACH OR RECORDING METER TIME	DESCRIPTION OF WORK PERFORMED— SIGNATURE & CERTIFICATE NO. OF PERSON PERFORMING WORK
				TOTALS brought forward from previous page
9/16/2008	826.5 HRS.			Inspected this propeller per Cirrus Inspection form. Lubricated per Hartzell maintenance manual.
				I CERTIFY THIS Propeller HAS BEEN INSPECTED IN ACCORDANCE WITH A 100 Hour/Annual INSPECTION AND WAS DETERMINED TO BE IN AN AIRWORTHY CONDITION THIS DATE W/O # MA08-02450 DATE 9/16/2008 HRS 826.5 SIGNATURE [signature] AUTOPILOTS CENTRAL, INC. TULSA, OK 74115 FAA CRS CM2R747K
6/17/2009	982.4 Hobbs			"O" SMOH. Removed propeller and reinstalled After overhaul by Foster's Propeller Service.
				W/O # MA09-02681 DATE 6/17/2009 HRS 982.4 ACTT AUTOPILOTS, CENTRAL, INC. TULSA, OK 74115 SIGNATURE [signature] FAA CRSCM2R747K

MAKE HARTZELL MODEL PHC-J3YF-1RF
SERIAL NO. FP1928B
THE COMPONENT IDENTIFIED ABOVE WAS ~~REPAIRED~~/OVERHAULED AND INSPECTED IN ACCORDANCE WITH CURRENT CIVIL AIR REGULATIONS AND WAS FOUND AIRWORTHY FOR RETURN TO SERVICE. PERTINENT DETAILS OF THE REPAIR ARE ON FILE AT THIS AGENCY UNDER WORK ORDER NUMBER 6237
DATE 06/01/09
SIGNED [signature] FOR
FOSTER'S PROPELLER SERVICE, INC.
CERTIFICATE NO. F3PR014N
26650 HIGHWAY 62 BOYNTON, OK. 74422 PH. 918-733-2131

SUB-TOTALS this page

TOTALS-Carry forward to next page

...ASE CERTIFICATE
...THINESS APPROVAL TAG
...N, OK. 74422 (F3PR014N)
3. Form Tracking Number: 10292
5. Work Order/Contract/Invoice Number: 10292 1 PAGE
Quantity: 1
10. Serial Number: FP1928B
11. Status/Work: OVERHAULED
...WITH ALL SERVICE BULLITENS THROUGH SB396 AND ALL

DATE	TOTAL TIME IN SERVICE	TOTAL TIME SINCE OVERHAUL	TACH OR RECORDING METER TIME	DESCRIPTION OF WORK PERFORMED— SIGNATURE & CERTIFICATE NO. OF PERSON PERFORMING WORK
11/02/2009	1051.8	69.5		

Autopilots Central, Inc.
Hangar 23, Tulsa International Airport - Tulsa, OK 74115
P.O. Box 582108 - Tulsa, OK 74158
(918)836-6418 - Fax (918)832-0136
FAA CRS CM2R747K
Logbook Entry

Sold To: Lakeshore Four
5525 West Highway 54
Osage Beach, MO 65065

Work Order: MA09-02824 Opened: 9/30/2009
Acct Number (573)348-3636 Closed: 11/02/2009
Department: Maintenance

Aircraft Number: N232FJ Type:CIRRUS SR22 S/N: 0338

Total Time: 1,051.8 Hobbs Time: 1,051.8 Tach Time: LG Cycles:

Eng#	Type	S/N	Time	Cycles	Prop Type	Prop S/N	Prop Time
1	IO550N(7B)	686652	69.5		PHC-J3YF-1RF	FP1928B	69.5

Discrepancy: 1

Action Taken:
N232FJ, SR22-0338, Annual Inspection.
1. Inspected this aircraft using the inspection form in the Cirrus Aircraft service manual.
2. Researched the mandatory service bulletins on this a/c.
3. Researched the AD notes on the airframe, engine, propeller and appliances.
4. Reviewed the FAA Type Certificate # A00009CH rev 16 dated 4-22-2009 for required equipment.
5. CW FAR 91.207 d, ELT Frequency and G switch tests. Battery due 3-31-2012. ELT is an ACK model E-01 s/n: 042571.
6. IFR certifications iaw FAR 91.411 & 413 are due 9-30-2010.
7. The Annual Inspection expires 11-3[illegible]2010.
I certify this Aircraft has been inspected in accordance with a Annual inspection and was determined to be in airworthy condition this date.
W/O# MA09-02824
Date 11-02-2009
Hours 1051.8
Signature [signature]
Autopilots Central, Inc.
Tulsa, OK 74115
FAA CRS CM2R747K

Discrepancy: 2

Action Taken:
Made the following repairs or special inspections on this aircraft:
1. Complied with SB 2X-05-01 Brake assy O-ring replacement and temperature indicators by installing Cirrus kit 70227-002. Brake assy O-ring replacement now recommended either on an "ON-Condition" basis or each 5 years POH supplements were installed.
2. Complied with SB 2X-32-19 by visual per para. 11 D & E. inspection of the nose landing gear assy. No defects were noted at this time. Visual inspection is due each 100 Hours.
3. RH nav and tail light is inop. Installed new lamps.
4. LH and RH main landing gear grommets have rolled and cut. Replaced both main landing gear grommets.
5. LH main landing gear strut fairing attach bracket is loose. Repaired by installing new washers and rivets. LH and RH main landing gear strut fairings center holddown points were re-glued.
6. Cabin heat air box inlet flange was broken. Removed and re-installed the heat box after repair by Green Country Aircraft Exhaust welding.
7. Replaced well nut in RH main landing gear access fairing.
8. Replaced the LH step tread.
9. Both wings failed the fuel cap resistive test.
10. Replaced seal in De-ice line at the pump. Serviced De-ice reservoir with TKS fluid.

Part Number	Description	Credit	Quantity	Units	List Price	Disc	Unit Price	Extended
10492-003	Shim, MLG Adjust		2.00	Each				$
12583-056	Wing Walk, Step		1.00	Each				$
15164-052	Sealing Ring, 5/16		1.00	Each				$
15648-003	Placard, Fuel Fill		1.00	Each				$
16937-002	Grommet, MLG		2.00	Each				$
34-0428020-65	Lamp		1.00	Each				$
34-0428070-64	Lamp		1.00	Each				$

Printed: 11/02/2009 Work Order: MA09-02824 Page: 1 of 3

PROPELLER LOG BOOK ENTRY

11/23/2010 Hobbs: 1315.7 SMOH: 333.3 Hartzell PHC-J3YF-1RF s/n FP1928B N232FJ
C/w 100HR inspection in accordance with Cirrus MM Chap 5-20 scheduled inspection report 13773-001. Inspected spinner & backplate. Lubed propeller with Aeroshell 6 grease. I certify that this propeller has been inspected in accordance with a 100 HOUR inspection and was determined to be in airworthy condition.

Kenneth D. Terry for Lake Aviation Center
Kenneth D. Terry A&P453909832 20 Airport Dr., Camdenton, MO 65020

			SUB-TOTALS this page
			TOTALS-Carry forward to next page

DATE	TOTAL TIME IN SERVICE	TOTAL TIME SINCE OVERHAUL	TACH OR RECORDING METER TIME	DESCRIPTION OF WORK PERFORMED— SIGNATURE & CERTIFICATE NO. OF PERSON PERFORMING WORK
				TOTALS brought forward from previous page

PROPELLER LOG BOOK ENTRY

12/7/2011 Hobbs: 1404.5 SMOH: 422.1 Hartzell PHC-J3YF-1RF s/n FP1928B N232FJ
C/w 100HR inspection in accordance with Cirrus MM Chap 5-20 scheduled inspection report 13773-001. Inspected spinner & backplate. Lubed propeller with Aeroshell 6 grease. I certify that this propeller has been inspected in accordance with a 100 HOUR inspection and was determined to be in airworthy condition.

Kenneth D. Terry for Lake Aviation Center
Kenneth D. Terry A&P453909832 20 Airport Dr., Camdenton, MO 65020

PROPELLER LOG BOOK ENTRY

1/23/2013 Hobbs: 1556.8 SMOH: 574.4 Hartzell PHC-J3YF-1RF s/n FP1928B N232FJ
C/w 100HR inspection in accordance with Cirrus MM Chap 5-20 scheduled inspection report 13773-001. Inspected propeller, spinner & backplate. Dressed nick out of blade. Inspected ice protection system. Lubed propeller with Aeroshell 6 grease. I certify that this propeller has been inspected in accordance with a 100 HOUR inspection and was determined to be in airworthy condition.

Kenneth D. Terry for Lake Aviation Center
Kenneth D. Terry A&P453909832 20 Airport Dr., Camdenton, MO 65020

PROPELLER LOG BOOK ENTRY

2/1/2014 Hobbs: 1669.3 SMOH: 686.9 Hartzell PHC-J3YF-1RF s/n FP1928B N232FJ
C/w 100HR inspection in accordance with Cirrus MM Chap 5-20 scheduled inspection report 13773-001. Inspected propeller, spinner & backplate. Inspected ice protection system. Lubed propeller with Aeroshell 6 grease. I certify that this propeller has been inspected in accordance with a 100 HOUR inspection and was determined to be in airworthy condition.

Kenneth D. Terry for Lake Aviation Center
Kenneth D. Terry A&P453909832 20 Airport Dr., Camdenton, MO 65020

PROPELLER LOG BOOK ENTRY

3/10/15 Hobbs: 1804.1 SMOH: 821.7 Hartzell PHC-J3YF-1RF s/n FP1928B N232FJ
C/w 100HR inspection in accordance with Cirrus MM Chap 5-20 scheduled inspection report 13773-001. Inspected propeller, spinner & backplate. Inspected ice protection system. Lubed propeller with Aeroshell 6 grease. I certify that this propeller has been inspected in accordance with a 100 HOUR inspection and was determined to be in airworthy condition.

Kenneth D. Terry for Lake Aviation Center
Kenneth D. Terry A&P453909832 20 Airport Dr., Camdenton, MO 65020

			SUB-TOTALS this page
			TOTALS-Carry forward to next page



[redacted]

Page No._____

DATE	TOTAL TIME IN SERVICE	TOTAL TIME SINCE OVERHAUL
11/02/2009	1051.8	64.5

50525-104	Ring Gasket, Gas Cap	1.00	Each				$
	Freight	1.00					$
50641-025U	Tape, 2-Sided/Inch	300.00	Inch				$
50302-001	Wellnut, 10-32 (Long)	1.00	Each				$
70227-002	Kit, Temperature Label, SR22	1.00	Each				$
MS21044N06	Nut	4.00	Each				$
MS28775-010	Packing	1.00	Each				$
MS29513-137	O-Ring	1.00	Each				$
PR1440B1/2	Sealant	1.00	Each				$
S1891-10	Clamp	1.00	Each				$
S2907-4-3	Rivet	2.00	Each				$
TKS-9001	De-Icing Fluid/Gallon	1.00	Gallon				$

Discrepancy: 3

Action Taken:

N232FJ, TCM IO-550-N(7B) s/n: 686652. Engine 100 Hour Inspection.
1. Inspected this engine law the Cirrus Aircraft Inspection form.
2. Drained oil and removed filter. Examined old filter and found metal contaminants. Removed engine for examination and repair by Custom Airmotive. Custom Airmotive warranty.
3. Compression readings: 1- 68, 2- 71, 3- 70, 4- 78, 5- 75 & 6- 75 over 80 psi
4. Repaired crack in RH engine baffle.
5. Repaired crack in prop de-ice nozzle.
6. Replaced air induction filter element.
7. Installed new EGT probe in #4 & 5 cylinders.

I certify this Engine has been inspected in accordance with a 100 Hour Inspection and was determined to be in airworthy condition this date.
W/O# MA09-02824
Date 11-02-2009
Hours 1051.8
Signature Steve Collins
Autopilots Central, Inc.
Tulsa, OK 74115
FAA CRS CM2R747K

Part Number	Description	Credit	Quantity	Units	List Price	Disc	Unit Price	Extended
14554-001	EGT Probe (Avidyne System)		1.00	Each				$
14554-001	EGT Probe (Avidyne System)		1.00	Each				$
BA-24	Element		1.00	Each				$

Discrepancy: 4

Action Taken:

N232FJ, Hartzell Propeller 100 Hour Inspection PHC-J3YF-1RF s/n FP1928B
1. Inspected IAW the Cirrus Aircraft inspection form.
2. Lubricated the propeller per the Hartzell maintenance manual
3. Propeller was removed and re-installed after flushing by Foster's Propeller Service Custom Airmotive warranty.

I certify this Propeller has been inspected in accordance with a 100 Hour/Annual Inspection and was determined to be in airworthy condition this date.
W/O# MA09- 02824
Date 11-02-2009
Hours 1051.8
Signature Steve Collins
Autopilots Central, Inc
Tulsa, OK 74115
FAA CRS CM2R747K

Discrepancy: 5

Action Taken:

PROPELLER LOG BOOK ENTRY

11/23/2010 Hobbs: 1315.7 SMOH: 333.3 Hartzell PHC-J3YF-1RF s/n FP1928B N232FJ
C/w 100HR inspection in accordance with Cirrus MM Chap 5-20 scheduled inspection report 13773-001. Inspected spinner & backplate. Lubed propeller with Aeroshell 6 grease. I certify that this propeller has been inspected in accordance with a 100 HOUR inspection and was determined to be in airworthy condition.

Kenneth D. Terry for Lake Aviation Center
Kenneth D. Terry A&P453909832 20 Airport Dr., Camdenton, MO 65020

		SUB-TOTALS this page
		TOTALS-Carry forward to next page

Page No._____

DATE	TOTAL TIME IN SERVICE	TOTAL TIME SINCE OVERHAUL	TACH OR RECORDING METER TIME	DESCRIPTION OF WORK PERFORMED— SIGNATURE & CERTIFICATE NO. OF PERSON PERFORMING WORK
				TOTALS brought forward from previous page

PROPELLER LOG BOOK ENTRY

12/7/2011 Hobbs: 1404.5 SMOH: 422.1 Hartzell PHC-J3YF-1RF s/n FP1928B N232FJ
C/w 100HR inspection in accordance with Cirrus MM Chap 5-20 scheduled inspection report 13773-001. Inspected spinner & backplate. Lubed propeller with Aeroshell 6 grease. I certify that this propeller has been inspected in accordance with a 100 HOUR inspection and was determined to be in airworthy condition.

Kenneth D. Terry for Lake Aviation Center
Kenneth D. Terry A&P453909832 20 Airport Dr., Camdenton, MO 65020

PROPELLER LOG BOOK ENTRY

1/23/2013 Hobbs: 1556.8 SMOH: 574.4 Hartzell PHC-J3YF-1RF s/n FP1928B N232FJ
C/w 100HR inspection in accordance with Cirrus MM Chap 5-20 scheduled inspection report 13773-001. Inspected propeller, spinner & backplate. Dressed nick out of blade. Inspected ice protection system. Lubed propeller with Aeroshell 6 grease. I certify that this propeller has been inspected in accordance with a 100 HOUR inspection and was determined to be in airworthy condition.

Kenneth D. Terry for Lake Aviation Center
Kenneth D. Terry A&P453909832 20 Airport Dr., Camdenton, MO 65020

PROPELLER LOG BOOK ENTRY

2/1/2014 Hobbs: 1669.3 SMOH: 686.9 Hartzell PHC-J3YF-1RF s/n FP1928B N232FJ
C/w 100HR inspection in accordance with Cirrus MM Chap 5-20 scheduled inspection report 13773-001. Inspected propeller, spinner & backplate. Inspected ice protection system. Lubed propeller with Aeroshell 6 grease. I certify that this propeller has been inspected in accordance with a 100 HOUR inspection and was determined to be in airworthy condition.

Kenneth D. Terry for Lake Aviation Center
Kenneth D. Terry A&P453909832 20 Airport Dr., Camdenton, MO 65020

PROPELLER LOG BOOK ENTRY

3/10/15 Hobbs: 1804.1 SMOH: 821.7 Hartzell PHC-J3YF-1RF s/n FP1928B N232FJ
C/w 100HR inspection in accordance with Cirrus MM Chap 5-20 scheduled inspection report 13773-001. Inspected propeller, spinner & backplate. Inspected ice protection system. Lubed propeller with Aeroshell 6 grease. I certify that this propeller has been inspected in accordance with a 100 HOUR inspection and was determined to be in airworthy condition.

Kenneth D. Terry for Lake Aviation Center
Kenneth D. Terry A&P453909832 20 Airport Dr., Camdenton, MO 65020

		SUB-TOTALS this page
		TOTALS-Carry forward to next page

Page No.

DATE	TOTAL TIME IN SERVICE	TO TI SI OVE
11/02/2009	1057.8	69.5

Removal and re-installation of airbox included in disc. #2.
Weld repair. Sublet repair to Green Country Exhaust Welding.

Discrepancy: 6

Action Taken:
Removed and re-installed engine TCM IO-550-N(7) s/n: 0338. Engine was repaired by Custom Airmotive CRS: DC2R763K . Installed 8 qts of Phillips 20W50 type M oil. Checked for leaks. Adjusted fuel flow and rpm. Aircraft was flown two hours for cylinder break in. Custom Airmotive warranty.

Note:
This Discrepancy is covered under warranty

Part Number	Description	Credit	Quantity	Units	List Price	Disc	Unit Price	Extended
C851559-1	Washer		5.00	Each				$
	This part is covered under warranty							
20W50M	Oil, Type M - Non-Detergent		8.00	Each				$
	This part is covered under warranty							
20W50M	Oil, Type M - Non-Detergent		1.00	Each				$
	This part is covered under warranty							
653487	Gasket		1.00	Each				$
	This part is covered under warranty.							
MS35769-11	Gasket		1.00	Each				$
	This part is covered under warranty.							

Discrepancy: 7

Action Taken:
Removed and re-installed propeller after flushing and re-sealing by Foster's Propeller Service CRS: F3PR014N Warranty by Custom Airmotive.
Labor is included in disc. #6.

Note:
This Discrepancy is covered under warranty.

Part Number	Description	Credit	Quantity	Units	List Price	Disc	Unit Price	Extended
AVGAS	AvGas		40.00	Gallon				$

Miscellaneous Charges: Misc Supplies. $

Totals:

SubTotal:	$
Less Warranty Labor:	$
Less Warranty Parts:	$
Total Charges:	$

The articles and/or work hereon described is/are certified airworthy (unless otherwise specified).
Autopilots Central, Inc.
FAA CRS CM2R747K
Authorized Signature: Steve Collins

Parts installed may be FAA/PMA'd or STC's parts and not of "Original Equipment Manufacture" (OEM) and as such are not covered by the OEM's Warranty.

Printed: 11/02/2009 Work Order: MA09-02824 Page 3 of 3

PROPELLER LOG BOOK ENTRY

11/23/2010 Hobbs: 1315.7 SMOH: 333.3 Hartzell PHC-J3YF-1RF s/n FP1928B N232FJ
C/w 100HR inspection in accordance with Cirrus MM Chap 5-20 scheduled inspection report 13773-001. Inspected spinner & backplate. Lubed propeller with Aeroshell 6 grease. I certify that this propeller has been inspected in accordance with a 100 HOUR inspection and was determined to be in airworthy condition.

Kenneth D. Terry for Lake Aviation Center
Kenneth D. Terry A&P453909832 20 Airport Dr., Camdenton, MO 65020

			SUB-TOTALS this page
			TOTALS-Carry forward to next page

Page No.

DATE	TOTAL TIME IN SERVICE	TOTAL TIME SINCE OVERHAUL	TACH OR RECORDING METER TIME	DESCRIPTION OF WORK PERFORMED— SIGNATURE & CERTIFICATE NO. OF PERSON PERFORMING WORK
				TOTALS brought forward from previous page

PROPELLER LOG BOOK ENTRY

12/7/2011 Hobbs: 1404.5 SMOH: 422.1 Hartzell PHC-J3YF-1RF s/n FP1928B N232FJ
C/w 100HR inspection in accordance with Cirrus MM Chap 5-20 scheduled inspection report 13773-001. Inspected spinner & backplate. Lubed propeller with Aeroshell 6 grease. I certify that this propeller has been inspected in accordance with a 100 HOUR inspection and was determined to be in airworthy condition.

Kenneth D. Terry for Lake Aviation Center
Kenneth D. Terry A&P453909832 20 Airport Dr., Camdenton, MO 65020

PROPELLER LOG BOOK ENTRY

1/23/2013 Hobbs: 1556.8 SMOH: 574.4 Hartzell PHC-J3YF-1RF s/n FP1928B N232FJ
C/w 100HR inspection in accordance with Cirrus MM Chap 5-20 scheduled inspection report 13773-001. Inspected propeller, spinner & backplate. Dressed nick out of blade. Inspected ice protection system. Lubed propeller with Aeroshell 6 grease. I certify that this propeller has been inspected in accordance with a 100 HOUR inspection and was determined to be in airworthy condition.

Kenneth D. Terry for Lake Aviation Center
Kenneth D. Terry A&P453909832 20 Airport Dr., Camdenton, MO 65020

PROPELLER LOG BOOK ENTRY

2/1/2014 Hobbs: 1669.3 SMOH: 686.9 Hartzell PHC-J3YF-1RF s/n FP1928B N232FJ
C/w 100HR inspection in accordance with Cirrus MM Chap 5-20 scheduled inspection report 13773-001. Inspected propeller, spinner & backplate. Inspected ice protection system. Lubed propeller with Aeroshell 6 grease. I certify that this propeller has been inspected in accordance with a 100 HOUR inspection and was determined to be in airworthy condition.

Kenneth D. Terry for Lake Aviation Center
Kenneth D. Terry A&P453909832 20 Airport Dr., Camdenton, MO 65020

PROPELLER LOG BOOK ENTRY

3/10/15 Hobbs: 1804.1 SMOH: 821.7 Hartzell PHC-J3YF-1RF s/n FP1928B N232FJ
C/w 100HR inspection in accordance with Cirrus MM Chap 5-20 scheduled inspection report 13773-001. Inspected propeller, spinner & backplate. Inspected ice protection system. Lubed propeller with Aeroshell 6 grease. I certify that this propeller has been inspected in accordance with a 100 HOUR inspection and was determined to be in airworthy condition.

Kenneth D. Terry for Lake Aviation Center
Kenneth D. Terry A&P453909832 20 Airport Dr., Camdenton, MO 65020

			SUB-TOTALS this page
			TOTALS-Carry forward to next page

Page No.

DATE	TOTAL TIME IN SERVICE	TOTAL TIME SINCE OVERHAUL	TACH OR RECORDING METER TIME	DESCRIPTION OF WORK PERFORMED— SIGNATURE & CERTIFICATE NO. OF PERSON PERFORMING WORK
11/09/2009	1057.8	46.5	1057.8	Inspected this propeller IAW the CIRRUS AIRCRAFT INSPECTION FORM. Removed and replaced the propeller After Repair by Foster's Propeller Service. For Complete details of W/O: MA09-07824, See attached 3 pages.

I CERTIFY THIS Propeller HAS BEEN INSPECTED
IN ACCORDANCE WITH A 100HR/ Annual INSPECTION
AND WAS DETERMINED TO BE IN AN AIRWORTHY CONDITION
THIS DATE
W/O # MA09-07824 DATE 11/2/2009 HRS 1057.8
SIGNATURE Steve Collins
AUTOPILOTS CENTRAL, INC.
TULSA, OK 74115
FAA CRS CM2R747K

MAKE HARTZELL MODEL PHC-J3YF-1RF
SERIAL NO. FP1928B
THE COMPONENT IDENTIFIED ABOVE WAS REPAIRED/~~OVERHAULED~~
AND INSPECTED IN ACCORDANCE WITH CURRENT CIVIL AIR
REGULATIONS AND WAS FOUND AIRWORTHY FOR RETURN TO
SERVICE. PERTINENT DETAILS OF THE REPAIR ARE ON FILE
AT THIS AGENCY UNDER WORK ORDER NUMBER 6369
DATE 10/06/09
SIGNED _____ FOR
FOSTER'S PROPELLER SERVICE, INC.
CERTIFICATE NO. F3PR014N
26650 HIGHWAY 62 BOYNTON, OK. 74422 PH. 918-733-2131

PROPELLER LOG BOOK ENTRY

11/23/2010 Hobbs: 1315.7 SMOH: 333.3 Hartzell PHC-J3YF-1RF s/n FP1928B N232FJ
C/w 100HR inspection in accordance with Cirrus MM Chap 5-20 scheduled inspection report 13773-001. Inspected spinner & backplate. Lubed propeller with Aeroshell 6 grease. I certify that this propeller has been inspected in accordance with a 100 HOUR inspection and was determined to be in airworthy condition.

Kenneth D. Terry for Lake Aviation Center
Kenneth D. Terry A&P453909832 20 Airport Dr., Camdenton, MO 65020

			SUB-TOTALS this page
			TOTALS-Carry forward to next page

Page No.

DATE	TOTAL TIME IN SERVICE	TOTAL TIME SINCE OVERHAUL	TACH OR RECORDING METER TIME	DESCRIPTION OF WORK PERFORMED— SIGNATURE & CERTIFICATE NO. OF PERSON PERFORMING WORK
				TOTALS brought forward from previous page

PROPELLER LOG BOOK ENTRY

12/7/2011 Hobbs: 1404.5 SMOH: 422.1 Hartzell PHC-J3YF-1RF s/n FP1928B N232FJ
C/w 100HR inspection in accordance with Cirrus MM Chap 5-20 scheduled inspection report 13773-001. Inspected spinner & backplate. Lubed propeller with Aeroshell 6 grease. I certify that this propeller has been inspected in accordance with a 100 HOUR inspection and was determined to be in airworthy condition.

Kenneth D. Terry for Lake Aviation Center
Kenneth D. Terry A&P453909832 20 Airport Dr., Camdenton, MO 65020

PROPELLER LOG BOOK ENTRY

1/23/2013 Hobbs: 1556.8 SMOH: 574.4 Hartzell PHC-J3YF-1RF s/n FP1928B N232FJ
C/w 100HR inspection in accordance with Cirrus MM Chap 5-20 scheduled inspection report 13773-001. Inspected propeller, spinner & backplate. Dressed nick out of blade. Inspected ice protection system. Lubed propeller with Aeroshell 6 grease. I certify that this propeller has been inspected in accordance with a 100 HOUR inspection and was determined to be in airworthy condition.

Kenneth D. Terry for Lake Aviation Center
Kenneth D. Terry A&P453909832 20 Airport Dr., Camdenton, MO 65020

PROPELLER LOG BOOK ENTRY

2/1/2014 Hobbs: 1669.3 SMOH: 686.9 Hartzell PHC-J3YF-1RF s/n FP1928B N232FJ
C/w 100HR inspection in accordance with Cirrus MM Chap 5-20 scheduled inspection report 13773-001. Inspected propeller, spinner & backplate. Inspected ice protection system. Lubed propeller with Aeroshell 6 grease. I certify that this propeller has been inspected in accordance with a 100 HOUR inspection and was determined to be in airworthy condition.

Kenneth D. Terry for Lake Aviation Center
Kenneth D. Terry A&P453909832 20 Airport Dr., Camdenton, MO 65020

PROPELLER LOG BOOK ENTRY

3/10/15 Hobbs: 1804.1 SMOH: 821.7 Hartzell PHC-J3YF-1RF s/n FP1928B N232FJ
C/w 100HR inspection in accordance with Cirrus MM Chap 5-20 scheduled inspection report 13773-001. Inspected propeller, spinner & backplate. Inspected ice protection system. Lubed propeller with Aeroshell 6 grease. I certify that this propeller has been inspected in accordance with a 100 HOUR inspection and was determined to be in airworthy condition.

Kenneth D. Terry for Lake Aviation Center
Kenneth D. Terry A&P453909832 20 Airport Dr., Camdenton, MO 65020

			SUB-TOTALS this page
			TOTALS-Carry forward to next page

DATE	TOTAL TIME IN SERVICE	TOTAL TIME SINCE OVERHAUL	TACH OR RECORDING METER TIME	DESCRIPTION OF WORK PERFORMED— SIGNATURE & CERTIFICATE NO. OF PERSON PERFORMING WORK
				TOTALS brought forward from previous page

PROPELLER LOG BOOK ENTRY

4/1/16 Hobbs: 1860.9 SMOH: 878.5 Hartzell PHC-J3YF-1RF s/n FP1928B N232FJ
C/w 100HR inspection in accordance with Cirrus MM Chap 5-20 scheduled inspection report 13773-001. Inspected propeller, spinner & backplate. Inspected ice protection system. Lubed propeller with Aeroshell 6 grease. I certify that this propeller has been inspected in accordance with a 100 HOUR inspection and was determined to be in airworthy condition.

Kenneth D. Terry for Lake Aviation Center
Kenneth D. Terry A&P453909832 20 Airport Dr., Camdenton, MO 65020

PROPELLER LOG BOOK ENTRY

5/10/17 Hobbs: 1973.9 SMOH: 991.5 Hartzell PHC-J3YF-1RF s/n FP1928B N232FJ
C/w 100HR inspection in accordance with Cirrus MM Chap 5-20 scheduled inspection report 13773-001. Inspected propeller, spinner & backplate. Inspected ice protection system. I certify that this propeller has been inspected in accordance with a 100 HOUR inspection and was determined to be in airworthy condition.

Kenneth D. Terry for Lake Aviation Center
Kenneth D. Terry A&P453909832 20 Airport Dr., Camdenton, MO 65020

PROPELLER LOG BOOK ENTRY

6/1/18 Hobbs: 2018.6 SMOH: 1036.2 Hartzell PHC-J3YF-1RF s/n FP1928B N232FJ
C/w 100HR inspection in accordance with Cirrus MM Chap 5-20 scheduled inspection report 13773-001. Inspected propeller, spinner & backplate. Lubed propeller. Inspected ice protection system. I certify that this propeller has been inspected in accordance with a 100 HOUR inspection and was determined to be in airworthy condition.

Kenneth D. Terry for Lake Aviation Center
Kenneth D. Terry A&P453909832 20 Airport Dr., Camdenton, MO 65020

PROPELLER LOG BOOK ENTRY

7/4/19 Hobbs: 2083.6 SMOH: 1101.2 Hartzell PHC-J3YF-1RF s/n FP1928B N232FJ
C/w 100HR inspection in accordance with Cirrus MM Chap 5-20 scheduled inspection report 13773-001. Inspected propeller, spinner & backplate. Lubed propeller. Inspected ice protection system. I certify that this propeller has been inspected in accordance with a 100 HOUR inspection and was determined to be in airworthy condition.

Kenneth D. Terry for Lake Aviation Center
Kenneth D. Terry A&P453909832 20 Airport Dr., Camdenton, MO 65020

			SUB-TOTALS this page
			TOTALS-Carry forward to next page

DATE	TOTAL TIME IN SERVICE	TOTAL TIME SINCE OVERHAUL	TACH OR RECORDING METER TIME	DESCRIPTION OF WORK PERFORMED— SIGNATURE & CERTIFICATE NO. OF PERSON PERFORMING WORK
				TOTALS brought forward from previous page

PROPELLER LOG BOOK ENTRY

8/3/20 Hobbs: 2165.8 SMOH: 1183.4 Hartzell PHC-J3YF-1RF s/n FP1928B N232FJ
C/w 100HR inspection in accordance with Cirrus MM Chap 5-20 scheduled inspection report 13773-001. Inspected propeller, spinner & backplate. Lubed propeller. Inspected ice protection system. I certify that this propeller has been inspected in accordance with a 100 HOUR inspection and was determined to be in airworthy condition.

Kenneth D. Terry for Lake Aviation Center
Kenneth D. Terry A&P453909832 20 Airport Dr., Camdenton, MO 65020

PROPELLER LOG BOOK ENTRY

8/3/21 Hobbs: 2165.8 SMOH: 1183.4 Hartzell PHC-J3YF-1RF s/n FP1928B N232FJ
C/w 100HR inspection in accordance with Cirrus MM Chap 5-20 scheduled inspection report 13773-001. Inspected propeller, spinner & backplate. Lubed propeller. Inspected ice protection system. I certify that this propeller has been inspected in accordance with a 100 HOUR inspection and was determined to be in airworthy condition.

Donald Thibodeau for Lake Aviation Center
Donald Thibodeau A&P 3623180 IA 20 Airport Dr., Camdenton, MO 65020

FOSTER'S PROPELLER SERVICE, INC.

Make HARTZELL Model PHC-J3YF-1RF
Serial Number FP1928B
The propeller identified above has been
~~REPAIRED~~/OVERHAULED/~~INSPECTED~~
In accordance with manual 113B
and is approved for return to service.
Details on file under work order and 8130-3 number 10292
Signature 28/SEP/2022
Fosters Propeller Service inc. Repair Station F3PR014N
26650 Hwy 62 Boynton, OK 74422 Ph. 918-733-2131
FOSTERPROPELLER@WINDSTREAM.NET FOSTERSPROPELLER.COM

PROPELLER LOG BOOK ENTRY

10/01/22 Hobbs: 2235.6 SMOH: 0.0 Hartzell PHC-J3YF-1RF s/n FP1928B N232FJ
Removed propeller assembly for overhaul. Overhaul completed by fosters propeller service. Reinstalled overhauled propeller on aircraft. C/w 100HR inspection in accordance with Cirrus MM Chap 5-20 scheduled inspection report 13773-001.Inspected propeller, spinner & backplate. Lubed propeller. Inspected ice protection system. I certify that this propeller has been inspected in accordance with a 100 HOUR inspection and was determined to be in airworthy condition.

Donald Thibodeau for Lake Aviation Center
Donald Thibodeau A&P 3623180 IA 20 Airport Dr., Camdenton, MO 65020

			SUB-TOTALS this page
			TOTALS-Carry forward to next page

Page No.

DATE	TOTAL TIME IN SERVICE	TOTAL TIME SINCE OVERHAUL	TACH OR RECORDING METER TIME	DESCRIPTION OF WORK PERFORMED— SIGNATURE & CERTIFICATE NO. OF PERSON PERFORMING WORK
11/15	9.1			**TOTALS** brought forward from previous page

PROPELLER 100HR/ANNU
DETERMINED
11.15.23 9.1
SIGNATURE
FAA CRS

INTERCONTINENTAL JET SERVICE CORP

Date: 11-17-23 Aircraft Hobbs Time

Aircraft Model Cirrus SR22 Aircraft S/N N732FS

Propeller Model PHC-S3YF-1RF Propeller S/N FP1926B

Initial Vibe Level .707 Final Vibe Level .09

Weight Changes made and Locations 31grams static weight @ 240

This propeller was dynamically balanced IAW Hartzell 202A using Aces Dynamic Balance Equipment. Work performed in accordance with current Regulations of the Federal Aviation Administration and is approved for return to service. Details of repairs are on file with this Repair Station under **Work Order** 5610

Signed for INTERCONTINENTAL JET SERVICE CORP
FAA Repair Station # IZ2R916K Hangar 27-Tulsa, Oklahoma

1 of 1

12-09-2024 Hobbs 2335.2 PropSMOH 49.6

Inspected spinner and backplate. Serviced with NYCO GN 3058 grease.

This propeller has been inspected in accordance with a 100 hour inspection and was determined to be airworthy.

Lloyd R Darter Jr.

A&P 3324078 IA

Premier Aviation Services LLC

160 Airport Drive Camdenton MO 65020

			SUB-TOTALS this page
			TOTALS-Carry forward to next page

Page No.

DATE	TOTAL TIME IN SERVICE	TOTAL TIME SINCE OVERHAUL	TACH OR RECORDING METER TIME	DESCRIPTION OF WORK PERFORMED— SIGNATURE & CERTIFICATE NO. OF PERSON PERFORMING WORK

1-20-2026 Hobbs 2489.3 PropSMOH 203.7

Lubricated propeller with NYCO GN 3058 grease.

This propeller has been inspected in accordance with an ANNUAL inspection and was determined to be airworthy.

Lloyd R Darter Jr.

A&P 3324078 IA

Premier Aviation Services LLC

160 Airport Drive Camdenton MO 65020

			SUB-TOTALS this page
			TOTALS-Carry forward to next page